

Caliper Healthcare Data

Healthcare Layers

Healthcare Providers and Organizations

These data are based on the National Plan and Provider Enumeration System (NPPES) from the Centers for Medicare and Medicaid Service (CMS), a part of the United States Department of Health and Human Services. The Data Dissemination Public File for June 2022 contains 5.4 million individual records and 1.5 million organization records. We also include Medicare payment information. Each record has a mailing address and a location address. We used the location addresses to locate the records as points in a geographic file. If the location address was not found, we placed the record at the mailing address.

There are two point geographic files, one for individuals (ccHealthcareProvider.CDF) and one for organizations (ccHealthcareOrganization.CDF). The organization files have a Provider Organization Name field and fields for the authorized official's last name, first name, middle name, title or position, and telephone number. The individual files have fields for last name, first name, middle name, name prefix, name suffix, credentials, and gender code, as well as a field indicating whether the individual is a sole proprietor. Otherwise, the point geographic files have the same fields.

Each record has one or more taxonomy codes that indicate the licenses held by the provider. One taxonomy code is supposed to be flagged as primary. If no taxonomy code was flagged in the source file, the first taxonomy code is the value in the "Primary Taxonomy" field.

There can be up to 15 taxonomy codes. We have removed duplicate codes and sorted the codes in ascending order. The "Taxonomy Codes" field gives the number of codes for a record. All the taxonomy codes are shown twice, one field with the actual code (e.g., "Primary Taxonomy") and a second field with the description (e.g., "Primary Taxonomy Description").

The descriptions are derived from the "Health Care Provider Taxonomy Code Set" at <http://www.wpc-edi.com/reference/>. The descriptions are designed to be unique in 50 characters or less, and to capture the information in the two or three levels of the taxonomy required for each code. For a more explicit description of the taxonomy, look up the exact taxonomy code at the above link.

The original records have an Entity Type Code that is used to separate individuals and organizations. The taxonomy codes are used to separate physicians and other individuals, and separate hospitals, clinics, and other organizations. If any taxonomy code for an individual starts with "20" (Allopathic & Osteopathic Physicians), that individual is considered a physician; the rest are considered other individuals. The same method is used to separate hospitals (any code starting with "28") and clinics ("Ambulatory Health Care Facilities" with any code starting with "26") from other organizations.

The NPPES is for assigning a National Provider Identifier (NPI) to individuals and organizations. Very few individuals have more than one NPI, but many organizations do. Using a method for finding organizations with similar entries in the "Provider Organization Name" field that are at the same location, many records were removed. There can still be more than one organization at a location if the names are sufficiently different. The largest number of similar entries was 88, though 72% of the groups had just one other similar entry.

The Medicare fields come from the “Medicare Fee-For Service Provider Utilization & Payment Data” for 2022. That file has the NPI of the provider, so that records could be joined to the NPPES records. Values for all the records in the original file are summed for an NPI. The fields are:

- **Medicare Services:** Number of services provided
- **Medicare Beneficiaries:** Number of distinct Medicare beneficiaries receiving the Service
- **Medicare Beneficiaries per Day:** Total count of distinct beneficiaries per day receiving the service
- **Medicare Allowed Amount:** Medicare allowed amount for the service
- **Medicare Submitted Charges:** Charges that the provider submitted for the service
- **Medicare Payments:** Amount that Medicare paid after deductible and coinsurance amounts have been deducted for the line item

Caliper Hospital Bed Data

In addition, there is a point file (ccHospital.CDF) with the locations of 6617 hospitals and some information about them, including the address, phone number, hospital type, number of beds, and associated healthcare system. The data came from the 2014 Indirect Medical Education and Graduate Medical Education data file, part of the Hospital 2552-10 Cost Report Data files from the Centers for Medicare & Medicaid Services, found at <https://www.cms.gov/Research-Statistics-Data-and-Systems/Downloadable-Public-Use-Files/Cost-Reports/Hospital-2010-form.html>. These data were augmented with a list of 37 military hospitals, and with a list of 165 Veterans Administration hospitals, for which there is also the number of community-living center (CLC, formerly nursing home) beds. The layer was updated for the 2022 release to reflect Hospital closures by adding a field to the data called **Closed** that contains the year of closure for those Hospitals that have since closed down. Most records have a CMS Certification Number (CCN) Provider ID. Where possible, the NPI was determined.

Primary Care Service Areas

Primary Care Service Areas are small, standardized areas that are created to be as self-contained as possible in regards to patients seeking primary care. They are made from groupings of Census Tracts so the 2010 PCSAs included with this download are the latest, most up to date boundaries available. The PCSA boundaries were sourced from the Health Resources and Services Administration (HRSA).

To these boundaries we added over 600 demographic fields from the 2016 5-year American Community Survey, and over 400 healthcare related fields sourced from the HRSA site.

You can find an appendix at the end of this PDF that lists all the available fields. You can also find the list of fields and descriptions by opening a dataview for the PCSA layer and right-clicking on a field and choosing **Structure**.


Tips and Tricks for Using the Healthcare Data

In our monthly newsletter we have included various tips and tricks to help users effectively use the Health Care data. These are also available on our website. We have included this information below for your reference.

How Do I Download the Free Healthcare Map Layers for Maptitude?

The healthcare map layers for Maptitude are accessible as a free download. In this tech tip we describe how to install the layers and add them to a map.

The following steps outline how to download and install the free health data layers for Maptitude:



1. Download the data from the [Caliper Store](#). NOTE, you must have the latest version of Maptitude and the USA Country Package to download the layers.
2. Once the files are downloaded, click **OK**, and then click the **Install** button. Follow the prompts to install the four layers. The four layers are **ccHealthcareOrganization.cdf**, **ccHealthcareProvider.cdf**, **ccHospital.cdf** and **ccPrimaryCareServiceArea.Cdf**.
3. To add one or more of the layers to a Maptitude map, open the map, choose **Map>Layers** or click  on the Standard toolbar, and click **Add Layer** in the Layers dialog box.
4. Browse for the folder where the downloaded data are located (e.g., c:\ccdata\Caliper Healthcare Data 20XX), choose one or more of the health data layers, and click **Open** in the File Open dialog box.
5. Maptitude adds the layer(s) to the map. Close the layers dialog box to see the layers on the map. Note, you may have to zoom in or turn off autoscaling if your map scale is outside of the autoscale settings for the layer(s) you chose.

How Do I Filter Medicare Payments by Healthcare Provider?

Maptitude allows you to filter data based on dollar amounts. Maptitude even has tools that automatically group your data into naturally occurring clusters that can then be filtered. We will show how to do this by filtering physicians by Medicare payments.



The following steps outline how to filter data by using a theme:

1. Open a map of an area that you would like to analyze.
2. Choose **Map>Layers** or click  on the Standard toolbar and click **Add Layer** to add the Healthcare Provider layer (ccHealthcareProvider.cdf) to the map.
3. Make the Healthcare Provider layer the working layer by choosing it from the drop-down list on the Standard toolbar.
4. Choose **Map>Thematic Mapping>Color** or click  on the Standard toolbar to display the Color Theme dialog box.
5. Choose **[Medicare Payments]** from the Field drop-down list, choose **Equal Number of Features** from the Method dropdown list, choose **10** from the # Classes drop-down list, and click **OK**. Maptitude creates 10 equal size groups and displays them as a color theme on the map.
6. Choose **Selection>Select by Theme**, then click **OK** and then **Yes**. Your thematic data classification has been converted to selection filters.
7. You can now use the filters to analyze the data and you can, for example, hide and show providers based on their Medicare payments using the Display Manager.


How Do I Create a Ring that Encompasses Healthcare Providers?

Maptitude allows you to see how big the area is that you will need to visit in relation to the number of healthcare providers that you want to target. Maptitude can create rings so that they contain a particular value such as number of doctor offices. For a video tutorial see: [Creating Buffers with Maptitude](#).



The following steps outline how to build a buffer that encompasses a particular number of a certain type of healthcare provider:

Each record in the healthcare layers has up to 15 taxonomy codes for services provided. Therefore, to filter the records, you will need to create a filter that checks each of the taxonomy fields for the value of interest to you.

1. Open a map of an area you would like to look at.
2. Choose **Map>Layers** or click  on the Standard toolbar and click **Add Layer** to add the healthcare layer you want to analyze.
3. Make the healthcare layer the working layer by choosing it from the drop-down list on the Standard toolbar.
4. Choose **Dataview>Formula Fields** to display the Formula dialog box. Use the Formula Builder to create an expression for each of the taxonomy fields for the code that interests you. For example, to use anesthesiologists (207L00000X) from the physician layer, create the following formula:
if ([Taxonomy 1] = "207L00000X" or [Taxonomy 2] = "207L00000X" or [Taxonomy 3] = "207L00000X" or [Taxonomy 4] = "207L00000X" or [Taxonomy 5] = "207L00000X" or [Taxonomy 6] = "207L00000X" or [Taxonomy 7] = "207L00000X" or [Taxonomy 8] = "207L00000X" or [Taxonomy 9] = "207L00000X" or [Taxonomy 10] = "207L00000X" or [Taxonomy 11] = "207L00000X" or [Taxonomy 12] = "207L00000X" or [Taxonomy 13] = "207L00000X" or [Taxonomy 14] = "207L00000X" or [Taxonomy 15] = "207L00000X") then 1 else 0
5. Choose **Tools>Analysis>Buffers Toolbar** to display the Buffers toolbar.
6. Use the Add Temporary Points tool to add one or more points about which you want to study and then click Create Buffers in the toolbox.
7. Choose to create buffers around **All Features** from the Buffers Around drop-down list.
8. Type a name for the new map layer in the **Create Layer** edit box.
9. Check **Build to Value**, choose the source layer (e.g., Healthcare Provider) from the **Layer** drop- down list, and choose the formula field you created above from the **Field** drop-down list.
10. Enter the target values you want, separated by spaces or commas (e.g., 10, 50), in the **Values** edit box.
11. Check **Separate Buffers** to have each feature have its own separate buffers.
12. Click **OK**.
13. Maptitude creates a new layer containing the buffers and adds the new layer to the map.

How Do I Filter Healthcare Locations by Taxonomy

Maptitude allows you to filter healthcare locations by taxonomy code. You will first need to [download the free healthcare layers here](#). These map layers include the taxonomy codes and descriptions for each location, e.g., Psychiatric Hospital (283Q00000X), Military Hospital (286500000X),

General Acute Care Hospital Children (282NC2000X), Physical Therapy (261QP2000X). You can also filter using Medicare charges and payments.



The following steps outline how to filter the healthcare data:


Each record in the healthcare layers has up to 15 taxonomy codes for services provided. Therefore, to filter the records, you will need to create a filter that checks each of the taxonomy fields for the value of interest to you.

1. Open a map that contains the healthcare layer whose features you want to filter and make the layer the working layer in the map.
2. Choose **Selection>Select by Condition** to display the Select by Condition dialog box.
3. Use the Condition Builder to create a filter that checks each of the taxonomy fields for the code that interests you. For example, to filter anesthesiologists (207L00000X) from the physician layer, create the following formula:
 $[Taxonomy\ 1] = "207L00000X" \text{ or } [Taxonomy\ 2] = "207L00000X" \text{ or } [Taxonomy\ 3] = "207L00000X" \text{ or } [Taxonomy\ 4] = "207L00000X" \text{ or } [Taxonomy\ 5] = "207L00000X" \text{ or } [Taxonomy\ 6] = "207L00000X" \text{ or } [Taxonomy\ 7] = "207L00000X" \text{ or } [Taxonomy\ 8] = "207L00000X" \text{ or } [Taxonomy\ 9] = "207L00000X" \text{ or } [Taxonomy\ 10] = "207L00000X" \text{ or } [Taxonomy\ 11] = "207L00000X" \text{ or } [Taxonomy\ 12] = "207L00000X" \text{ or } [Taxonomy\ 13] = "207L00000X" \text{ or } [Taxonomy\ 14] = "207L00000X" \text{ or } [Taxonomy\ 15] = "207L00000X"$
You can also copy this formula, paste it into the Select by Condition dialog box and edit the code values.
4. Type a name for the set in the Set Name box and click **OK**.
5. Maptitude highlights the selected features on the map. To hide the features that are not part of the filtered set, right-click on the healthcare layer in the Display Manager and choose **Show Selected Only**.

Performing a Drive-Time Ring Analysis Using the Healthcare Layers

When you have added one of the healthcare point layers to your map you can then perform a drive-time ring analysis on those layers. For example, you could add the Hospital layer to the map and then determine which hospitals are within a 15-minute drive of a location.



Using the Drive-Time Rings toolbar (**Tools>Routing & Directions>Drive-Time Rings**) you can create a drive-time ring around your target location. You can then make the new drive-time layer the working layer and click  on the Standard toolbar. The resulting Excel file will contain a sheet for each point layer showing exactly which features are in the study area. Use the Display Manager to hide any point layer you do not want included in the report.

Appendix: PCSA Fields

The PCSA area layer contains population, income, age, race, ethnicity, households, housing units, marital status, birth rates, education, nativity, language, ancestry, employment, and commute from the 2016 5-Year ACS, buying power data, population, age, housing units, and household data from the 2010 Census, and the following 480 health related fields from the Health Resources and Services Administration:

Field	Description
PCSA	Primary Care Service Area Code PCSA
PPVT_PC11	Percent of beneficiaries who had at least one Primary Care visit PPVT_PC11 Percent of beneficiaries residing in the PCSA who had at least one primary care visit (Medicare Part B & Outpatient File) during 2011 Source: Medicare Part B, OPT Date: 2011
PPVT_AM11	Percent of beneficiaries who had at least one Ambulatory visit PPVT_AM11 Percent of beneficiaries residing in the PCSA who had at least one ambulatory visit (Medicare Part B & Outpatient File) during 2011 Source: Medicare Part B, OPT Date: 2011
PPVT_OBG11	Percent of female beneficiaries who had at least one OB-GYN physician visit PPVT_OBG11 Percent of female beneficiaries residing in the PCSA who had at least one OB-GYN physician visit (Medicare Part B File) during 2011 Source: Medicare Part B Date: 2011
PPVT_ED11	Percent of beneficiaries who had at least one Emergency Department visit PPVT_ED11 Percent of beneficiaries residing in the PCSA who had at least one Emergency Department visit (Medicare Part B File) during 2011 One visit per day Source: Medicare Part B Date: 2011
PVDEN_11	Denominator for Physician Visit rates PVDEN_11 Count of beneficiaries age >= 65 on June 30, 2011, Non-HMO enrollment any month in 2011 and Part B entitlement in June 2011 Source: Medicare Denominator Date: 2011
PVT_PC11	Primary Care visits Part B only PVT_PC11 Total number of primary care visits (Medicare Part B file only) for beneficiaries residing in the PCSA Source: Medicare Part B Date: 2011
PVT_AM11	Ambulatory visits Part B only PVT_AM11 Total number of ambulatory visits (Medicare Part B File only) for beneficiaries residing in the PCSA Source: Medicare Part B Date: 2011
PVT_OBGY11	OB-GYN visits for female beneficiaries PVT_OBGY11 Total number of OB-GYN visits (Medicare Part B File) for female beneficiaries residing in the PCSA Source: Medicare Part B Date: 2011
PVT_ED11	Emergency Department visits PVT_ED11 Total number of Emergency Department visits (Medicare Part B File) for beneficiaries residing in the PCSA One visit per day Source: Medicare Part B Date: 2011
PVT_RHC11	RHC Primary Care visits PVT_RHC11 Total number of RHC primary care visits (Medicare OPT File) for beneficiaries residing in the PCSA Rural Health Center Source: OPT Date: 2011
PVT_FQHC11	FQHC Primary Care visits PVT_FQHC11 Total number of FQHC primary care visits (Medicare OPT File) for beneficiaries residing in the PCSA Community Health Centers (Federally Qualified Health Centers) Source: OPT Date: 2011
PCR_PC11	Crude Rate: Primary Care Visits (Medicare Part B & Outpatient) PCR_PC11 Crude Rate: Total number of primary care visits per beneficiary resident in PCSA (Medicare Part B & Outpatient) Source: Medicare Denominator, PART B, OPT Date: 2011
PCR_AM11	Crude Rate: Ambulatory Visits (Medicare Part B & Outpatient) PCR_AM11 Crude Rate: Total number of ambulatory visits per beneficiary residing in the PCSA Code (Medicare Part B & Outpatient) Source: Medicare Denominator, PART B, OPT Date: 2011
PCR_OBGY11	Crude Rate: OB-GYN visits for female beneficiaries (Medicare Part B) PCR_OBGY11 Crude Rate: Total number of OB-GYN physician visits per female beneficiary residing in the PCSA (Medicare Part B File) Source: Medicare Denominator, PART B Date: 2011
PCR_ED11	Crude Rate: Emergency Department visits (Medicare Part B) PCR_ED11 Crude Rate: Total number of Emergency Department visits (Medicare Part B File) per beneficiary residing in the PCSA One visit per day Source: Medicare Denominator, PART B Date: 2011

PCR_RHC11	Crude Rate: Medicare OPT RHC Primary Care visits (Medicare OPT) PCR_RHC11 Crude Rate: Total number of Rural Health Center primary care visits (Medicare OPT File) per 1,000 beneficiaries residing in the PCSA Source: Medicare Denominator, OPT Date: 2011
PCR_FQHC11	Crude Rate: FQHC Primary Care visits (Medicare OPT) PCR_FQHC11 Crude Rate: Total number of Federally Qualified Health Center primary care visits (Medicare OPT File) per 1,000 beneficiaries residing in the PCSA Source: Medicare Denominator, OPT Date: 2011
PAR_PC11	Adjusted rate: Primary Care visits (Medicare Part B & Outpatient File) PAR_PC11 Age-sex-race adjusted rate: Total number of primary care visits (Medicare Part B & Outpatient File) per beneficiary residing in the PCSA Source: Medicare Denominator, PART B, OPT Date: 2011
PAR_AM11	Adjusted rate: Ambulatory visits (Medicare Part B & Outpatient File) PAR_AM11 Age-sex-race adjusted rate: Total number of ambulatory visits (Medicare Part B & Outpatient File) per beneficiary residing in the PCSA Source: Medicare Denominator, PART B, OPT Date: 2011
PAR_OBGY11	Adjusted rate: OB-GYN visits for female beneficiaries (Medicare Part B File) PAR_OBGY11 Age-sex- race adjusted rate: Total number of OB-GYN visits (Medicare Part B File) per female beneficiary residing in the PCSA Source: Medicare Denominator, PART B Date: 2011
PAR_ED11	Adjusted rate: Emergency Department visits (Medicare Part B File) PAR_ED11 Age-sex-race adjusted rate: Total number of Emergency Department visits (Medicare Part B File) per beneficiary residing in the PCSA One visit per day Source: Medicare Denominator, PART B Date: 2011
PAR_RHC11	Adjusted rate: RHC Primary Care visits (Medicare OPT File) PAR_RHC11 Age-sex-race adjusted rate: Total number of Rural Health Center primary care visits (Medicare OPT) per 1,000 beneficiaries residing in the PCSA Source: Medicare Denominator Date: 2011
PAR_FQHC11	Adjusted rate: FQHC Primary Care visits (Medicare OPT File) PAR_FQHC11 Age-sex-race adjusted rate: Total number of Federally Qualified Health Center primary care visits (Medicare OPT) per 1,000 beneficiaries residing in the PCSA Source: Medicare Denominator, OPT Date: 2011
PHDEN_11	Denominator for Hospitalization rate PHDEN_11 Count of beneficiaries age >= 65 on June 30, 2011, Non-HMO enrollment any month in 2011 and Part A entitlement in June 2011 residing in the PCSA Source: Medicare Denominator Date: 2011
PHOS_11	All Discharges PHOS_11 Total number of discharges for Medicare beneficiaries residing in the PCSA Source: Medicare MEDPAR Date: 2011
PHOS_M11	Medical Discharges PHOS_M11 Total number of medical discharges for Medicare beneficiaries residing in the PCSA Source: Medicare MEDPAR Date: 2011
PHOS_S11	Surgical Discharges PHOS_S11 Total number of surgical discharges for Medicare beneficiaries residing in the PCSA Source: Medicare MEDPAR Date: 2011
PHDAY_11	All patient days PHDAY_11 Total patient days for Medicare beneficiaries residing in the PCSA Source: Medicare MEDPAR Date: 2011
PHDAY_M11	Medical patient days PHDAY_M11 Medical patient days for Medicare beneficiaries residing in the PCSA Source: Medicare MEDPAR Date: 2011
PHDAY_S11	Surgical patient days PHDAY_S11 Surgical patient days for Medicare beneficiaries residing in the PCSA Source: Medicare MEDPAR Date: 2011
PHREIM_11	All Reimbursement PHREIM_11 Total Reimbursement for Medicare beneficiaries residing in the PCSA Source: Medicare MEDPAR Date: 2011
PHREIM_M11	Medical Reimbursement PHREIM_M11 Medical Reimbursement for Medicare beneficiaries residing in the PCSA Source: Medicare MEDPAR Date: 2011
PHREIM_S11	Surgical Reimbursement PHREIM_S11 Surgical Reimbursement for Medicare beneficiaries residing in the PCSA Source: Medicare MEDPAR Date: 2011
PACS_11	Ambulatory Care Sensitive Condition Discharges PACS_11 Number of ambulatory care sensitive condition discharges for Medicare beneficiaries residing in the PCSA convulsions, chronic obstructive pulmonary disease, pneumonia, asthma, congestive heart Source: Medicare MEDPAR Date: 2011
PCRHOS_11	Crude Rate: All Discharges PCRHOS_11 Crude Rate: Total Number of discharges per 1,000 Medicare beneficiaries residing in the PCSA Code Source: Medicare Denominator, MEDPAR Date: 2011

PCRHOS_M11	Crude Rate: Medical Discharges PCRHOS_M11 Crude Rate: Medical discharges per 1,000 Medicare beneficiaries residing in the PCSA Source: Medicare Denominator, MEDPAR Date: 2011
PCRHOS_S11	Crude Rate: Surgical Discharges PCRHOS_S11 Crude Rate: Surgical discharges per 1,000 Medicare beneficiaries residing in the PCSA Source: Medicare Denominator, MEDPAR Date: 2011
PCRDAY_11	Crude Rate: All patient days PCRDAY_11 Crude Rate: Total patient days per 1,000 Medicare beneficiaries residing in the PCSA Source: Medicare Denominator, MEDPAR Date: 2011
PCRDAY_M11	Crude Rate: Medical patient days PCRDAY_M11 Crude Rate: Medical patient days per 1,000 Medicare beneficiaries residing in the PCSA Source: Medicare Denominator, MEDPAR Date: 2011
PCRDAY_S11	Crude Rate: Surgical patient days PCRDAY_S11 Crude Rate: Surgical patient days per 1,000 Medicare beneficiaries residing in the PCSA Source: Medicare Denominator, MEDPAR Date: 2011
PCRREIM_11	Crude Rate: All Reimbursement PCRREIM_11 Crude Rate: Total Reimbursement per Medicare beneficiary residing in the PCSA Source: Medicare Denominator, MEDPAR Date: 2011
PCRREI_M11	Crude Rate: Medical Reimbursement PCRREI_M11 Crude Rate: Medical Reimbursement per Medicare beneficiary resident in PCSA Source: Medicare Denominator, MEDPAR Date: 2011
PCRREI_S11	Crude Rate: Surgical Reimbursement PCRREI_S11 Crude Rate: Surgical Reimbursement per Medicare beneficiary residing in the PCSA Source: Medicare Denominator, MEDPAR Date: 2011
PCRACS_11	Crude Rate: Ambulatory Care Sensitive Condition Discharges PCRACS_11 Crude Rate: Ambulatory care sensitive condition discharges per 1,000 Medicare beneficiaries residing in the PCSA convulsions, chronic obstructive pulmonary disease, pneumonia, asthma, congestive heart Source: Medicare Denominator, MEDPAR Date: 2011
PARHOS_11	Adjusted rate: All Discharges PARHOS_11 Age-sex-race adjusted rate: Total Number of discharges per 1,000 Medicare beneficiaries residing in the PCSA Source: Medicare Denominator, MEDPAR Date: 2011
PARHOS_M11	Adjusted rate: Medical Discharges PARHOS_M11 Age-sex-race adjusted rate: Total number of medical discharges per 1,000 Medicare beneficiaries residing in the PCSA Source: Medicare Denominator, MEDPAR Date: 2011
PARHOS_S11	Adjusted rate: Surgical Discharges PARHOS_S11 Age-sex-race adjusted rate: Total number of surgical discharges per 1,000 Medicare beneficiaries residing in the PCSA Source: Medicare Denominator, MEDPAR Date: 2011
PARDAY_11	Adjusted rate: All patient days PARDAY_11 Age-sex-race adjusted rate: Total patient days per 1,000 Medicare beneficiaries residing in the PCSA Source: Medicare Denominator, MEDPAR Date: 2011
PARDAY_M11	Adjusted rate: Medical patient days PARDAY_M11 Age-sex-race adjusted rate: Medical patient days per 1,000 Medicare beneficiaries residing in the PCSA Source: Medicare Denominator, MEDPAR Date: 2011
PARDAY_S11	Adjusted rate: Surgical patient days PARDAY_S11 Age-sex-race adjusted rate: Surgical patient days per 1,000 Medicare beneficiaries residing in the PCSA Source: Medicare Denominator, MEDPAR Date: 2011
PARREIM_11	Adjusted rate: All Reimbursement PARREIM_11 Age-sex-race adjusted rate: Total Reimbursement per Medicare beneficiary residing in the PCSA Source: Medicare Denominator, MEDPAR Date: 2011
PARREI_M11	Adjusted rate: Medical Reimbursement PARREI_M11 Age-sex-race adjusted rate: Medical Reimbursement per Medicare beneficiary residing in the PCSA Source: Medicare Denominator, MEDPAR Date: 2011
PARREI_S11	Adjusted rate: Surgical Reimbursement PARREI_S11 Age-sex-race adjusted rate: Surgical Reimbursement per Medicare beneficiary residing in the PCSA Source: Medicare Denominator, MEDPAR Date: 2011
PARACS_11	Adjusted rate: Ambulatory Care Sensitive Condition Discharges PARACS_11 Age-sex-race adjusted rate: Ambulatory care sensitive condition discharges per 1,000 Medicare beneficiaries residing in the PCSA convulsions, chronic obstructive pulmonary disease, pneumonia, asthma, congestive heart Source: Medicare Denominator, MEDPAR Date: 2011
PTMDEN_11	Denominator for total mortality rates PTMDEN_11 Count of beneficiaries age >= 65 on June 30, 2011 and Part A entitlement in June 2011 Source: Medicare Denominator Date: 2011

PTMORT_11	All Medicare beneficiary deaths PTMORT_11 Total number of deaths among ALL beneficiaries residing in the PCSA Source: Medicare Denominator Date: 2011
PCRTMOR_11	Crude Rate: Total Medicare beneficiary deaths PCRTMOR_11 Crude Rate: Total number of Deaths per 1,000 Medicare beneficiaries residing in the PCSA Source: Medicare Denominator Date: 2011
PARTMOR_11	Adjusted rate: Total Medicare Beneficiary Deaths PARTMOR_11 Age-sex-race adjusted rate: Total number of Deaths per 1,000 Medicare beneficiaries residing in the PCSA Source: Medicare Denominator Date: 2011
PMDEN_11	Denominator for NON- HMO mortality rates PMDEN_11 Count of beneficiaries age >= 65 on June 30, 2011, Non-HMO enrollment any month in 2011 and Part A entitlement in June 2011 Source: Medicare Denominator Date: 2011
PMORT_11	Medicare NON-HMO beneficiary deaths PMORT_11 Total number of deaths among Non-HMO beneficiaries residing in the PCSA Source: Medicare Denominator Date: 2011
PCRMOR_11	Crude Rate: Deaths among NON-risk bearing HMO Medicare beneficiaries PCRMOR_11 Crude Rate: Total number of Deaths per 1,000 non-risk bearing HMO Medicare beneficiaries residing in the PCSA Source: Medicare Denominator Date: 2011
PARMOR_11	Adjusted rate: Deaths among NON-risk bearing HMO Medicare beneficiaries PARMOR_11 Age- sex-race adjusted rate: Total number of Deaths per 1,000 Medicare NON-Risk bearing beneficiaries residing in the PCSA Source: Medicare Denominator Date: 2011
PHMDEN_11	Denominator for HMO mortality rates PHMDEN_11 Count of beneficiaries age >= 65 on June 30, 2011, HMO enrollment any month in 2011 and Part A entitlement in June 2011 Source: Medicare Denominator Date: 2011
PHMORT_11	Medicare HMO beneficiary deaths PHMORT_11 Total number of deaths among HMO beneficiaries residing in the PCSA Source: Medicare Denominator Date: 2011
PCRHMOR_11	Crude Rate: Deaths among risk bearing HMO Medicare beneficiaries PCRHMOR_11 Crude Rate: Total number of Deaths per 1,000 risk bearing HMO Medicare beneficiaries residing in the PCSA Source: Medicare Denominator Date: 2011
PARHMOR_11	Adjusted rate: Deaths among risk bearing HMO Medicare beneficiaries PARHMOR_11 Age-sex- race adjusted rate: Total number of Deaths per 1,000 Medicare Risk bearing beneficiaries residing in the PCSA Source: Medicare Denominator Date: 2011
PCS_PC11	Standard Error of Crude Rate: Primary Care visits (Medicare Part B & Outpatient File) PCS_PC11 Standard Error of Crude Rate: Total number of primary care visits (Medicare Part B & Outpatient) per beneficiary residing in the PCSA Source: Medicare Denominator, PART B, OPT Date: 2011
PCS_AM11	Standard Error of Crude Rate: Ambulatory visits (Medicare Part B & Outpatient File) PCS_AM11 Standard Error of Crude Rate: Total number of ambulatory visit (Medicare Part B & Outpatient) per beneficiary residing in the PCSA Source: Medicare Denominator, PART B, OPT Date:2011
PCS_OBGY11	Standard Error of Crude Rate: OB-GYN physician visits for female beneficiaries PCS_OBGY11 Standard Error of Crude Rate: Total number of OB-GYN physician visits (Medicare Part B) per female beneficiary residing in the PCSA Source: Medicare Denominator, PART B Date: 2011
PCS_ED11	Standard Error of Crude Rate: Emergency Department visits (Medicare Part B File) PCS_ED11 Standard Error of Crude Rate: Total number of ED visits (Medicare Part B) per beneficiary residing in the PCSA One visit per day Source: Medicare Denominator, PART B Date: 2011
PCS_RHC11	Standard Error of Crude Rate: RHC Primary Care visits PCS_RHC11 Standard Error of Crude Rate: Total number of Rural Health Center primary care visits (Medicare OPT) per 1,000 beneficiaries residing in the PCSA Source: Medicare Denominator, OPT Date: 2011
PCS_FQHC11	Standard Error of Crude Rate: FQHC Primary Care visits PCS_FQHC11 Standard Error of Crude Rate: Total number of Federally Qualified Health Center primary care visits (Medicare OPT) per 1,000 beneficiaries residing in the PCSA Source: Medicare Denominator, OPT Date: 2011
PCSHOS_11	Standard Error of Crude Rate: All Discharges PCSHOS_11 Standard Error of Crude Rate: Total Number of discharges per 1,000 Medicare beneficiaries residing in the PCSA Source: Medicare Denominator, MEDPAR Date: 2011

PCSHOS_M11	Standard Error of Crude Rate: Medical Discharges PCSHOS_M11 Standard Error of Crude Rate: Total number of medical discharges per 1,000 Medicare beneficiaries residing in the PCSA Source: Medicare Denominator, MEDPAR Date: 2011
PCSHOS_S11	Standard Error of Crude Rate: Surgical Discharges PCSHOS_S11 Standard Error of Crude Rate: Total number of surgical discharges per 1,000 Medicare beneficiaries residing in the PCSA Source: Medicare Denominator, MEDPAR Date: 2011
PCSDAY_11	Standard Error of Crude Rate: All patient days PCSDAY_11 Standard Error of Crude Rate: Total patient days per 1,000 Medicare beneficiaries residing in the PCSA Source: Medicare Denominator, MEDPAR Date: 2011
PCSDAY_M11	Standard Error of Crude Rate: Medical patient days PCSDAY_M11 Standard Error of Crude Rate: Medical patient days per 1,000 Medicare beneficiaries residing in the PCSA Source: Medicare Denominator, MEDPAR Date: 2011
PCSDAY_S11	Standard Error of Crude Rate: Surgical patient days PCSDAY_S11 Standard Error of Crude Rate: Surgical patient days per 1,000 Medicare beneficiaries residing in the PCSA Source: Medicare Denominator, MEDPAR Date: 2011
PCSREIM_11	Standard Error of Crude Rate: All Reimbursement PCSREIM_11 Standard Error of Crude Rate: Total Reimbursement per Medicare beneficiary residing in the PCSA Source: Medicare Denominator, MEDPAR Date: 2011
PCSREI_M11	Standard Error of Crude Rate: Medical Reimbursement PCSREI_M11 Standard Error of Crude Rate: Medical Reimbursement per Medicare beneficiary residing in the PCSA Source: Medicare Denominator, MEDPAR Date: 2011
PCSREI_S11	Standard Error of Crude Rate: Surgical Reimbursement PCSREI_S11 Standard Error of Crude Rate: Surgical Reimbursement per Medicare beneficiary residing in the PCSA Source: Medicare Denominator, MEDPAR Date: 2011
PCSACS_11	Standard Error of Crude Rate: Ambulatory Care Sensitive Condition Discharges PCSACS_11 Standard Error of Crude Rate: Ambulatory care sensitive condition discharges per 1,000 Medicare beneficiaries residing in the PCSA convulsions, chronic obstructive pulmonary disease, pneumonia, asthma, congestive heart Source: Medicare Denominator, MEDPAR Date: 2011
PCSTMOR_11	Standard Error of Crude Rate: Total Deaths among Medicare beneficiaries PCSTMOR_11 Standard Error of crude rate: Total number of Deaths per 1,000 Medicare beneficiaries residing in the PCSA Source: Medicare Denominator Date: 2011
PCSMOR_11	Standard Error of Crude Rate: Deaths among NON-risk bearing HMO Medicare beneficiaries PCSMOR_11 Standard Error of crude rate: Total number of Deaths per 1,000 NON-Risk bearing Medicare beneficiaries residing in the PCSA Source: Medicare Denominator Date: 2011
PCSHMOR_11	Standard Error of Crude Rate: Deaths among risk bearing HMO Medicare beneficiaries PCSHMOR_11 Standard Error of crude rate: Total number of Deaths per 1,000 Risk bearing Medicare beneficiaries residing in the PCSA Source: Medicare Denominator Date: 2011
PAS_PC11	Standard Error of adjusted rate: Primary Care visits (Medicare Part B & Outpatient) PAS_PC11 Standard Error of age-sex-race adjusted rate: Total number of primary care visits (Medicare Part B & Outpatient) per beneficiary residing in the PCSA Source: Medicare Denominator, PART B, OPT Date: 2011
PAS_AM11	Standard Error of adjusted rate: Ambulatory visits (Medicare Part B & Outpatient) PAS_AM11 Standard Error of age-sex-race adjusted rate: Total number of ambulatory visits (Medicare Part B & Outpatient) per beneficiary residing in the PCSA Source: Medicare Denominator, PART B, OPT Date: 2011
PAS_OBGY11	Standard Error of adjusted rate: OB-GYN physicians visits (Medicare Part B) PAS_OBGY11 Standard Error of age-sex-race adjusted rate: Total number of OB-GYN physician visits (Medicare Part B) per female beneficiary residing in the PCSA Source: Medicare Denominator, PART B Date:2011
PAS_ED11	Standard Error of adjusted rate: Medicare Part B ED visits (Medicare Part B File) PAS_ED11 Standard Error of age-sex-race adjusted rate: Total number of ED visits (Medicare Part B) per beneficiary residing in the PCSA One visit per day Source: Medicare Denominator, PART B Date: 2011

PAS_RHC11	Standard Error of adjusted rate: RHC Primary Care visits (Medicare OPT) PAS_RHC11 Standard Error of age-sex-race adjusted rate: Total number of Rural Health Center primary care visits (Medicare OPT) per 1,000 beneficiaries residing in the PCSA Source: Medicare Denominator, OPT Date: 2011
PAS_FQHC11	Standard Error of adjusted rate: FQHC Primary Care visits (Medicare OPT) PAS_FQHC11 Standard Error of age-sex-race adjusted rate: Total number of Federally Qualified Health Center primary care visits (Medicare OPT) per 1,000 beneficiaries residing in the PCSA Source: Medicare Denominator, OPT Date: 2011
PASHOS_11	Standard Error of adjusted rate: All Discharges PASHOS_11 Standard Error of age-sex-race adjusted rate: Total Number of discharges per 1,000 Medicare beneficiaries residing in the PCSA Source: Medicare Denominator, MEDPAR Date: 2011
PASHOS_M11	Standard Error of adjusted rate: Medical Discharges PASHOS_M11 Standard Error of age-sex-race adjusted rate: Total number of medical discharges per 1,000 Medicare beneficiaries residing in the PCSA Source: Medicare Denominator, MEDPAR Date: 2011
PASHOS_S11	Standard Error of adjusted rate: Surgical Discharges PASHOS_S11 Standard Error of age-sex-race adjusted rate: Total number of surgical discharges per 1,000 Medicare beneficiaries residing in the PCSA Source: Medicare Denominator, MEDPAR Date: 2011
PASDAY_11	Standard Error of adjusted rate: All patient days PASDAY_11 Standard Error of age-sex-race adjusted rate: Total patient days per 1,000 Medicare beneficiaries residing in the PCSA Source: Medicare Denominator, MEDPAR Date: 2011
PASDAY_M11	Standard Error of adjusted rate: Medical patient days PASDAY_M11 Standard Error of age-sex- race adjusted rate: Medical patient days per 1,000 Medicare beneficiaries residing in the PCSA Source: Medicare Denominator, MEDPAR Date: 2011
PASDAY_S11	Standard Error of adjusted rate: Surgical patient days PASDAY_S11 Standard Error of age-sex-race adjusted rate: Surgical patient days per 1,000 Medicare beneficiaries residing in the PCSA Source: Medicare Denominator, MEDPAR Date: 2011
PASREIM_11	Standard Error of adjusted rate: All Reimbursement PASREIM_11 Standard Error of age-sex-race adjusted rate: Total Reimbursement per Medicare beneficiary residing in the PCSA Source: Medicare Denominator, MEDPAR Date: 2011
PASREI_M11	Standard Error of adjusted rate: Medical Reimbursement PASREI_M11 Standard Error of age-sex- race adjusted rate: Medical Reimbursement per Medicare beneficiary residing in the PCSA Source: Medicare Denominator, MEDPAR Date: 2011
PASREI_S11	Standard Error of adjusted rate: Surgical Reimbursement PASREI_S11 Standard Error of age-sex- race adjusted rate: Surgical Reimbursement per Medicare beneficiary residing in the PCSA Source: Medicare Denominator, MEDPAR Date: 2011
PASACS_11	Standard Error of adjusted rate: Ambulatory Care Sensitive Condition PASACS_11 Standard Error of age-sex-race adjusted rate: Ambulatory care sensitive condition discharges per 1,000 Medicare beneficiaries residing in the PCSA convulsions, chronic obstructive pulmonary disease, pneumonia, asthma, congestive heart Source: Medicare Denominator, MEDPAR Date: 2011
PASTMOR_11	Standard Error of adjusted rate: Total Medicare beneficiary deaths PASTMOR_11 Standard Error of age-sex-race adjusted rate: Total number of Deaths per 1,000 Medicare beneficiaries residing in the PCSA Source: Medicare Denominator Date: 2011
PASMOR_11	Standard Error of adjusted rate: Deaths among NON-risk bearing HMO Medicare beneficiaries PASMOR_11 Standard Error of age-sex-race adjusted rate: Total number of Deaths per 1,000 Medicare NON-Risk bearing Medicare beneficiaries residing in the PCSA Source: Medicare Denominator Date: 2011
PASHMOR_11	Standard Error of adjusted rate: Deaths among risk bearing HMO Medicare beneficiaries PASHMOR_11 Standard Error of age-sex-race adjusted rate: Total number of Deaths per 1,000 Medicare Risk bearing Medicare beneficiaries residing in the PCSA Source: Medicare Denominator Date: 2011
PBENE_N11	Beneficiary population PBENE_N11 Medicare beneficiary population from the Denominator File for 2011 Source: Medicare Denominator Date: 2011

PG_DOC_10	Primary Care physicians PG_DOC Number of clinically active Primary Care physicians in PCSA Source: AMA Masterfiles Date: 2010
PF_DOC_10	FAMP physicians PF_DOC Number of clinically active Family Practice physicians in PCSA Source: AMA Masterfiles Date: 2010
PI_DOC_10	INTM physicians PI_DOC Number of clinically active Internal Medicine physicians in PCSA Source: AMA Masterfiles Date: 2010
PP_DOC_10	PEDI physicians PP_DOC Number of clinically active Pediatricians in PCSA Source: AMA Masterfiles Date: 2010
PS_DOC_10	Specialist physicians PS_DOC Number of clinically active Specialist physicians in PCSA Source: AMA Masterfiles Date: 2010
PO_DOC_10	OB-GYN physicians PO_DOC Number of clinically active OB-GYN physicians in PCSA Source: AMA Masterfiles Date: 2010
PG_FEDDOC_10	Primary Care physicians, federal PG_FEDDOC Number of clinically active, Federal, Primary Care physicians in PCSA Source: AMA Masterfiles Date: 2010
PS_FEDDOC_10	Specialist physicians, federal PS_FEDDOC Number of clinically active, Federal, Specialist physicians in PCSA Source: AMA Masterfiles Date: 2010
PO_FEDDOC_10	OB-GYN physicians, federal PO_FEDDOC Number of clinically active, Federal, OB-GYN physicians in PCSA Source: AMA Masterfiles Date: 2010
PG_NFEDDOC_10	Primary Care physicians, non-federal PG_NFEDDOC Number of clinically active, non-Federal, Primary Care physicians in PCSA Source: AMA Masterfiles Date: 2010
PS_NFEDDOC_10	Specialist physicians, non-federal PS_NFEDDOC Number of clinically active, non-Federal, Specialist physicians in PCSA Source: AMA Masterfiles Date: 2010
PO_NFEDDOC_10	OB-GYN physicians, non-federal PO_NFEDDOC Number of clinically active, non-Federal, OB- GYN physicians in PCSA Source: AMA Masterfiles Date: 2010
PG_IMG_10	IMG Primary Care physicians PG_IMG Number of clinically active, IMG, Primary Care physicians in PCSA International medical school graduate (IMG) Source: AMA Masterfiles Date: 2010
PS_IMG_10	IMG Specialist physicians PS_IMG Number of clinically active, IMG, Specialist physicians in PCSA International medical school graduate (IMG) Source: AMA Masterfiles Date: 2010
PO_IMG_10	IMG OB-GYN physicians PO_IMG Number of clinically active, IMG, OB-GYN physicians in PCSA International medical school graduate (IMG) Source: AMA Masterfiles Date: 2010
PG_CMG_10	CMG Primary Care physicians PG_CMG Number of clinically active, CMG, Primary Care physicians in PCSA Canadian medical school graduate (CMG) Source: AMA Masterfiles Date: 2010
PS_CMG_10	CMG Specialist physicians PS_CMG Number of clinically active, CMG, Specialist physicians in PCSA Canadian medical school graduate (CMG) Source: AMA Masterfiles Date: 2010
PO_CMG_10	CMG OB-GYN physicians PO_CMG Number of clinically active, CMG, OB-GYN physicians in PCSA Canadian medical school graduate (CMG) Source: AMA Masterfiles Date: 2010
PG_NIMG_10	Non-IMG Primary Care physicians PG_NIMG Number of clinically active, non-IMG, Primary Care physicians in PCSA Source: AMA Masterfiles Date: 2010
PS_NIMG_10	Non-IMG Specialist physicians PS_NIMG Number of clinically active, non-IMG, Specialist physicians in PCSA Source: AMA Masterfiles Date: 2010
PO_NIMG_10	Non-IMG OB-GYN physicians, clinically active, non-IMG PO_NIMG Number of clinically active, non-IMG, OB-GYN physicians in PCSA Source: AMA Masterfiles Date: 2010
PG_LT50DOC_10	Primary Care physicians < age 50 PG_LT50DOC Number of clinically active, Primary Care physicians under age 50 in PCSA Source: AMA Masterfiles Date: 2010
PS_LT50DOC_10	Specialist physicians < age 50 PS_LT50DOC Number of clinically active, Specialist physicians under age 50 in PCSA Source: AMA Masterfiles Date: 2010
PO_LT50DOC_10	OB-GYN physicians < age 50 PO_LT50DOC Number of clinically active, OB-GYN physicians under age 50 in PCSA Source: AMA Masterfiles Date: 2010
PG_GT50DOC_10	Primary Care physicians >= age 50 PG_GT50DOC Number of clinically active, Primary Care physicians age 50 or older in PCSA Source: AMA Masterfiles Date: 2010

PS_GT50DOC_10	Specialist physicians >= age 50 PS_GT50DOC Number of clinically active, Specialist physicians age 50 or older in PCSA Source: AMA Masterfiles Date: 2010
PO_GT50DOC_10	OB-GYN physicians >= age 50 PO_GT50DOC Number of clinically active, OB-GYN physicians age 50 or older in PCSA Source: AMA Masterfiles Date: 2010
PG_F_DOC_10	Female Primary Care physicians PG_F_DOC Number of clinically active, female, Primary Care physicians in PCSA Source: AMA Masterfiles Date: 2010
PS_F_DOC_10	Female Specialist physicians PS_F_DOC Number of clinically active, female, Specialist physicians in PCSA Source: AMA Masterfiles Date: 2010
PO_F_DOC_10	Female OB-GYN physicians PO_F_DOC Number of clinically active, female, OB-GYN physicians in PCSA Source: AMA Masterfiles Date: 2010
PG_M_DOC_10	Male Primary Care physicians PG_M_DOC Number of clinically active, Male, Primary Care physicians in PCSA Source: AMA Masterfiles Date: 2010
PS_M_DOC_10	Male Specialist physicians PS_M_DOC Number of clinically active, Male, Specialist physicians in PCSA Source: AMA Masterfiles Date: 2010
PO_M_DOC_10	Male OB-GYN physicians PO_M_DOC Number of clinically active, Male, OB-GYN physicians in PCSA Source: AMA Masterfiles Date: 2010
PG_RESDOC_10	Primary Care residents or fellows PG_RESDOC Number of Primary Care residents or fellows in PCSA Source: AMA Masterfiles Date: 2010
PS_RESDOC_10	Specialist residents or fellows PS_RESDOC Number of Specialist residents or fellows in PCSA Source: AMA Masterfiles Date: 2010
PO_RESDOC_10	OB-GYN residents or fellows PO_RESDOC Number of OB-GYN residents or fellows in PCSA Source: AMA Masterfiles Date: 2010
P_PRIM4_10	HRSA MUA/HPSA PRIM FTEs P_PRIM4 Non-federal, age < 80, FAMP+INTM+PEDI+OBGN, clinically active+0.1 residents Source: HRSA AMA Masterfiles Date: 2010
P_PRIM4RET_10	HRSA MUA/HPSA PRIM + 0.5 semi-retired FTEs P_PRIM4RET Non-federal, age < 80, FAMP+INTM+PEDI+OBGN, clinically active+0.1 residents, + 0.5 semi-retired Source: HRSA AMA Masterfiles Date: 2010
PPA_PC	Number of primary care PAs PPA_PC Number of primary care physician assistants Source: AAPA Date: 2009
PPA_PC_3SP	Number of GP/IM/Ped PAs PPA_PC_3SP Number of physician assistants with specialty as family medicine/internal medicine/Pediatrics Source: AAPA Date: 2009
PPA_PC_OB	Number of OB/GYN PAs PPA_PC_OB Number of physician assistants with specialty as obstetrics/Gynecology Source: AAPA Date: 2009
PPA_PC_OTH	Number of PAs with specialty as Geriatrics or unknown PPA_PC_OTH Number of physician assistants with specialty as Geriatrics or unknown (assume primary care) Source: AAPA Date: 2009
PRHC10	Rural Health Centers (CMS POS File) PRHC10 Number of Rural Health Centers from CMS POS File Source: CMS POS File Date: 2010
PFQHC10	Federally Qualified Health Centers (CMS POS File) PFQHC10 Number of Federally Qualified Health Centers from CMS POS File Source: CMS POS File Date: 2010
PFQHCGF	FQHC service delivery sites PFQHCGF FQHC grant-funded service delivery sites from HRSA Data Warehouse Source: HRSA Date: 2012
PFQHCGF_FT	FQHC service delivery sites open full-time PFQHCGF_FT FQHC grant-funded service delivery sites open full-time from HRSA Data Warehouse Source: HRSA Date: 2012
PFQHCGF_PT	FQHC service delivery sites open part-time PFQHCGF_PT FQHC grant-funded service delivery sites open part-time from HRSA Data Warehouse Source: HRSA Date: 2012
PFQHCGF_YR	FQHC service delivery sites open all year-round PFQHCGF_YR FQHC grant-funded service delivery sites open all year-round from HRSA Data Warehouse Source: HRSA Date: 2012
PFQHCGF_SO	FQHC service delivery sites open seasonal only PFQHCGF_SO FQHC grant-funded service delivery sites open seasonal only from HRSA Data Warehouse Source: HRSA Date: 2012
PFLALGF	FQHC LAL service delivery sites PFLALGF FQHC Look-Alikes grant-funded service delivery sites from HRSA Data Warehouse Source: HRSA Date: 2012

PFLALGF_FT	FQHC LAL service delivery sites open full-time PFLALGF_FT FQHC Look-Alikes grant-funded service delivery sites open full-time from HRSA Data Warehouse Source: HRSA Date: 2012
PFLALGF_PT	FQHC LAL service delivery sites open part-time PFLALGF_PT FQHC Look-Alikes grant-funded service delivery sites open part-time from HRSA Data Warehouse Source: HRSA Date: 2012
PFLALGF_YR	FQHC LAL service delivery sites open all year-round PFLALGF_YR FQHC Look-Alikes grant-funded service delivery sites open all year-round from Data Warehouse Source: HRSA Date: 2012
PFLALGF_SO	FQHC LAL service delivery sites open seasonal only PFLALGF_SO FQHC Look-Alikes grant-funded service delivery sites open seasonal only from HRSA Data Warehouse Source: HRSA Date: 2012
PRHC_HRSA	Number of RHC PRHC_HRSA Number of RHC from HRSA Data Warehouse Source: HRSA Date: 2012
PSITE_NA	Number of Native American sites PSITE_NA Number of Native American sites from HRSA Data Warehouse Source: HRSA Date: 2012
PSITE_IHS	Number of Indian Health Service sites PSITE_IHS Number of Indian Health Service sites from HRSA Data Warehouse Source: HRSA Date: 2012
PSITE_SA	Number of stand-alone sites PSITE_SA Number of stand-alone sites from HRSA Source: HRSA Date: 2013
PG_ALOC_10	Allocated Primary Care physicians, clinically active PG_ALOC Number of allocated clinically active primary care physicians in PCSA (allocated to population using primary care visits) Source: AMA Masterfiles/TDI Date: 2010
PF_ALOC_10	Allocated FAMP, clinically active PF_ALOC Number of allocated clinically active family practice physicians in PCSA (Allocated to population using primary care visits) Source: AMA Masterfiles/TDI Date: 2010
PI_ALOC_10	Allocated INTM, clinically active PI_ALOC Number of allocated clinically active internal medicine physicians in PCSA (Allocated to population using primary care visits) Source: AMA Masterfiles/TDI Date: 2010
PCRG_DOC_10	Crude Rate: Primary Care physicians, clinically active PCRG_DOC Crude Rate: clinically active Primary Care physicians per 100,000 census population Source: AMA Masterfiles/US Census Date: 2010
PCRF_DOC_10	Crude Rate: FAMP, clinically active PCRF_DOC Crude Rate: clinically active FAMP (family practice) physicians per 100,000 census population Source: AMA Masterfiles/US Census Date: 2010
PCRI_DOC_10	Crude Rate: INTM, clinically active PCRI_DOC Crude Rate: clinically active INTM (internal medicine) physicians per 100,000 census population Source: AMA Masterfiles/US Census Date: 2010
PPOP_GDOC_10	Number of Population per clinically active Primary Care physician PPOP_GDOC Number of Population per clinically active Primary Care Physician in PCSA Source: AMA Masterfiles/US Census Date: 2010
PCRG_ALOC_10	Crude Rate: Allocated Primary Care physicians, clinically active PCRG_ALOC Crude Rate: Allocated clinically active Primary Care physicians per 100,000 census population (Allocated to population using primary care visits) Source: AMA Masterfiles/US Census/TDI Date: 2010
PCRF_ALOC_10	Crude Rate: Allocated FAMP, clinically active, PCRF_ALOC Crude Rate: Allocated clinically active FAMP (family practice) physicians per 100,000 census population (Allocated to population using primary care visits) Source: AMA Masterfiles/US Census/TDI Date: 2010
PCRI_ALOC_10	Crude Rate: Allocated INTM, clinically active PCRI_ALOC Crude Rate: Allocated clinically active INTM physicians per 100,000 census population (Allocated to population using primary care visits) Source: AMA Masterfiles/US Census/TDI Date: 2010
PARG_ALOC_10	Adjusted rate: Allocated Primary Care physicians, clinically active PARG_ALOC Age-sex adjusted rate of Allocated clinically active Primary Care physicians per 100,000 census population (Allocated to population using primary care visits) Source: AMA Masterfiles/US Census/NAMCS/TDI Date: 2010
PARF_ALOC_10	Adjusted rate: Allocated FAMP, clinically active PARF_ALOC Age-sex adjusted rate of Allocated clinically active FAMP (family practice) physicians per 100,000 census population (Allocated to population using primary care visits) Source: AMA Masterfiles/US Census/NAMCS/TDI Date: 2010
PARI_ALOC_10	Adjusted rate: Allocated INTM, clinically active PARI_ALOC Age-sex adjusted rate of Allocated clinically active INTM (internal medicine) physicians per 100,000 census population (Allocated to population using primary care visits) Source: AMA Masterfiles/US Census/NAMCS/TDI Date: 2010
PDNTFED	Dentists, federal PDNTFED Federal (primary occupation 03, 04) Source: ADA Date: 2010
PDNTNF_ALL	Dentists, non-federal, all PDNTNF_ALL Non-federal (primary occupation 00, 01, 02, 05, 06, 07, 09, 13) Source: ADA Date: 2010
PDNTNF_PRA	Dentists, non-federal, practicing PDNTNF_PRA Non-federal practice (primary occupation 00, 01, 06, 09, 13) Source: ADA Date: 2010
PDNTNF_FTP	Dentists, non-federal, full-time practice PDNTNF_FTP Non-federal Full-time practice (occupation_desp = 00 full-time practice > 30 hrs/wk) Source: ADA Date: 2010

PDNTNF_PTP	Dentists, non-federal, part-time practice PDNTNF_PTP Non-federal Part-time practice (occupation_desp=01 part-time practice < 30 hrs/wk) Source: ADA Date: 2010
PDNTNF_PTF	Dentists, non-federal, part-time practice & part time faculty PDNTNF_PTF Non-federal part-time practice & part-time faculty (occupation_desp=13 part-time faculty/part-time practice) Source: ADA Date: 2010
PDNTNF_FTF	Dentists, non- federal, faculty PDNTNF_FTF Non-federal (full-time) Dental school faculty (occupation_desp=02 Dental School Faculty) Source: ADA Date: 2010
PDNTNF_HSP	Dentists, non-federal, hospital PDNTNF_HSP Non-federal Staff Hospital (occupation desp=06 Hospital Staff Dentist) Source: ADA Date: 2010
PDNTNF_ORG	Dentists, non-federal, health org. PDNTNF_ORG Non-federal Staff Health org. (occupation_desp=09 other health /dental org staff) Source: ADA Date: 2010
PDNTNF_GOV	Dentists, non-federal, state gov. PDNTNF_GOV Non-federal State/local gov (occupation_desp=05 state or local government) Source: ADA Date: 2010
PDNTNF_RES	Dentists, non-federal, resident PDNTNF_RES Non-federal Intern/Resident (occupation_desp=07 Graduate student/resident) Source: ADA Date: 2010
PDNTNF_M	Dentists, non-federal, male PDNTNF_M Non-federal practice male (non-federal practice and male) Source: ADA Date: 2010
PDNTNF_F	Dentists, non-federal, female PDNTNF_F Non-federal practice female (non-federal practice and female) Source: ADA Date: 2010
PDNTNF_GEN	Dentists, non-federal, GPs PDNTNF_GEN Non-federal practice general (non-federal practice and spec_desp=00 general practice) Source: ADA Date: 2010
PDNTNF_PED	Dentists, non-federal, Peds PDNTNF_PED Non-federal peds (non-federal practice and spec desp=30 pediatric dentistry) Source: ADA Date: 2010
PDNTNF_OTH	Dentists, non-federal, Other spec PDNTNF_OTH Non-federal practice other spec (non-federal practice and (spec desp ^=00, 30) Source: ADA Date: 2010
PDNTNF_A45	Dentists, non-federal, age <=45 PDNTNF_A45 Non-federal practice dentists age 45 and under Source: ADA Date: 2010
PDNTNF_A55	Dentists, non-federal, age 46-55 PDNTNF_A55 Non-federal practice dentists age 46-55 Source: ADA Date: 2010
PDNTNF_A65	Dentists, non-federal, age 46-65 PDNTNF_A65 Non-federal practice dentists age 56-65 Source: ADA Date: 2010
PDNTNF_65U	Dentists, non-federal, age >65 PDNTNF_65U Non-federal practice dentists age over 65 Source: ADA Date: 2010
PDNTNF_AUK	Dentists, non-federal, age unknown PDNTNF_AUK Non-federal practice dentists age unknown Source: ADA Date: 2010
PPVT_PC10	Percent of beneficiaries who had at least one Primary Care visit PPVT_PC10 Estimated percent of beneficiaries residing in the PCSA who had at least one primary care visit (Medicare Part B & Outpatient File) during 2010 Source: Medicare Part B , OPT Date: 2010
PPVT_AM10	Percent of beneficiaries who had at least one Ambulatory visit PPVT_AM10 Estimated percent of beneficiaries residing in the PCSA who had at least one ambulatory visit (Medicare Part B & Outpatient File) during 2010 Source: Medicare Part B, OPT Date: 2010
PPVT_OBG10	Percent of female beneficiaries who had at least one OB-GYN physician visit PPVT_OBG10 Estimated percent of female beneficiaries residing in the PCSA who had at least one OB-GYN physician visit (Medicare Part B File) during 2010 Source: Medicare Part B Date: 2010
PPVT_ED10	Percent of beneficiaries who had at least one Emergency Department visit PPVT_ED10 Estimated percent of beneficiaries residing in the PCSA who had at least one Emergency Department visit (Medicare Part B File) during 2010 One visit per day Source: Medicare Part B Date: 2010
PVDEN_10	Denominator for Physician Visit rates PVDEN_10 Count of beneficiaries age >= 65 on June 30, 2010, Non-HMO enrollment any month in 2010 and Part B entitlement in June 2010 Source: Medicare Denominator Date: 2010
PVT_PC10	Primary Care visits Part B only PVT_PC10 Estimated total number of primary care visits (Medicare Part B file only) for beneficiaries residing in the PCSA Source: Medicare Part B Date: 2010
PVT_AM10	Ambulatory visits Part B only PVT_AM10 Estimated total number of ambulatory visits (Medicare Part B File only) for beneficiaries residing in the PCSA Source: Medicare Part B Date: 2010
PVT_OBGY10	OB-GYN visits for female beneficiaries PVT_OBGY10 Estimated total number of OB-GYN visits (Medicare Part B File) for female beneficiaries residing in the PCSA Source: Medicare Part B Date: 2010

PVT_ED10	Emergency Department visits PVT_ED10 Estimated total number of Emergency Department visits (Medicare Part B File) for beneficiaries residing in the PCSA One visit per day Source: Medicare Part B Date: 2010
PVT_RHC10	RHC Primary Care visits PVT_RHC10 Total number of RHC primary care visits (Medicare OPT File) for beneficiaries residing in the PCSA Rural Health Center Source: OPT Date: 2010
PVT_FQHC10	FQHC Primary Care visits PVT_FQHC10 Total number of FQHC primary care visits (Medicare OPT File) for beneficiaries residing in the PCSA Community Health Centers (Federally Qualified Health Centers) Source: OPT Date: 2010
PCR_PC10	Crude Rate: Primary Care Visits (Medicare Part B & Outpatient) PCR_PC10 Crude Rate: Estimated total number of primary care visits per beneficiary resident in PCSA (Medicare Part B & Outpatient) Source: Medicare Denominator, PART B, OPT Date: 2010
PCR_AM10	Crude Rate: Ambulatory Visits (Medicare Part B & Outpatient) PCR_AM10 Crude Rate: Estimated total number of ambulatory visits per beneficiary residing in the PCSA Code (Medicare Part B & Outpatient) Source: Medicare Denominator, PART B, OPT Date: 2010
PCR_OBGY10	Crude Rate: OB-GYN visits for female beneficiaries (Medicare Part B) PCR_OBGY10 Crude Rate: Estimated total number of OB- GYN physician visits per female beneficiary residing in the PCSA (Medicare Part B File) Source: Medicare Denominator, PART B Date: 2010
PCR_ED10	Crude Rate: Emergency Department visits (Medicare Part B) PCR_ED10 Crude Rate: Estimated total number of Emergency Department visits (Medicare Part B File) per beneficiary residing in the PCSA One visit per day Source: Medicare Denominator, PART B Date: 2010
PCR_RHC10	Crude Rate: Medicare OPT RHC Primary Care visits (Medicare OPT) PCR_RHC10 Crude Rate: Estimated total number of Rural Health Center primary care visits (Medicare OPT File) per 1,000 beneficiaries residing in the PCSA Source: Medicare Denominator, OPT Date: 2010
PCR_FQHC10	Crude Rate: FQHC Primary Care visits (Medicare OPT) PCR_FQHC10 Crude Rate: Estimated total number of Federally Qualified Health Center primary care visits (Medicare OPT File) per 1,000 beneficiaries residing in the PCSA Source: Medicare Denominator, OPT Date: 2010
PAR_PC10	Adjusted rate: Primary Care visits (Medicare Part B & Outpatient File) PAR_PC10 Age-sex-race adjusted rate: Estimated total number of primary care visits (Medicare Part B & Outpatient File) per beneficiary residing in the PCSA Source: Medicare Denominator, PART B, OPT Date: 2010
PAR_AM10	Adjusted rate: Ambulatory visits (Medicare Part B & Outpatient File) PAR_AM10 Age-sex-race adjusted rate: Estimated total number of ambulatory visits (Medicare Part B & Outpatient File) per beneficiary residing in the PCSA Source: Medicare Denominator, PART B, OPT Date: 2010
PAR_OBGY10	Adjusted rate: OB-GYN visits for female beneficiaries (Medicare Part B File) PAR_OBGY10 Age-sex- race adjusted rate: Estimated total number of OB-GYN visits (Medicare Part B File) per female beneficiary residing in the PCSA Source: Medicare Denominator, PART B Date: 2010
PAR_ED10	Adjusted rate: Emergency Department visits (Medicare Part B File) PAR_ED10 Age-sex-race adjusted rate: Estimated total number of Emergency Department visits (Medicare Part B File) per beneficiary residing in the PCSA One visit per day Source: Medicare Denominator, PART B Date: 2010
PAR_RHC10	Adjusted rate: RHC Primary Care visits (Medicare OPT File) PAR_RHC10 Age-sex-race adjusted rate: Estimated total number of Rural Health Center primary care visits (Medicare OPT) per 1,000 beneficiaries residing in the PCSA Source: Medicare Denominator, OPT Date: 2010
PAR_FQHC10	Adjusted rate: FQHC Primary Care visits (Medicare OPT File) PAR_FQHC10 Age-sex-race adjusted rate: Estimated total number of Federally Qualified Health Center primary care visits (Medicare OPT) per 1,000 beneficiaries residing in the PCSA Source: Medicare Denominator, OPT Date: 2010
PHDEN_10	Denominator for Hospitalization rate PHDEN_10 Count of beneficiaries age >= 65 on June 30, 2010, Non-HMO enrollment any month in 2010 and Part A entitlement in June 2010 residing in the PCSA Source: Medicare Denominator Date: 2010
PHOS_10	All Discharges PHOS_10 Total number of discharges for Medicare beneficiaries residing in the PCSA Source: Medicare MEDPAR Date: 2010
PHOS_M10	Medical Discharges PHOS_M10 Total number of medical discharges for Medicare beneficiaries residing in the PCSA Source: Medicare MEDPAR Date: 2010
PHOS_S10	Surgical Discharges PHOS_S10 Total number of surgical discharges for Medicare beneficiaries residing in the PCSA Source: Medicare MEDPAR Date: 2010

PHDAY_10	All patient days PHDAY_10 Total patient days for Medicare beneficiaries residing in the PCSA Source: Medicare MEDPAR Date: 2010
PHDAY_M10	Medical patient days PHDAY_M10 Medical patient days for Medicare beneficiaries residing in the PCSA Source: Medicare MEDPAR Date: 2010
PHDAY_S10	Surgical patient days PHDAY_S10 Surgical patient days for Medicare beneficiaries residing in the PCSA Source: Medicare MEDPAR Date: 2010
PHREIM_10	All Reimbursement PHREIM_10 Total Reimbursement for Medicare beneficiaries residing in the PCSA Source: Medicare MEDPAR Date: 2010
PHREIM_M10	Medical Reimbursement PHREIM_M10 Medical Reimbursement for Medicare beneficiaries residing in the PCSA Source: Medicare MEDPAR Date: 2010
PHREIM_S10	Surgical Reimbursement PHREIM_S10 Surgical Reimbursement for Medicare beneficiaries residing in the PCSA Source: Medicare MEDPAR Date: 2010
PACS_10	Ambulatory Care Sensitive Condition Discharges PACS_10 Number of ambulatory care sensitive condition discharges for Medicare beneficiaries residing in the PCSA convulsions, chronic obstructive pulmonary disease, pneumonia, asthma, congestive heart Source: Medicare MEDPAR Date: 2010
PCRHOS_10	Crude Rate: All Discharges PCRHOS_10 Crude Rate: Total Number of discharges per 1,000 Medicare beneficiaries residing in the PCSA Code Source: Medicare Denominator, MEDPAR Date: 2010
PCRHOS_M10	Crude Rate: Medical Discharges PCRHOS_M10 Crude Rate: Medical discharges per 1,000 Medicare beneficiaries residing in the PCSA Code Source: Medicare Denominator, MEDPAR Date: 2010
PCRHOS_S10	Crude Rate: Surgical Discharges PCRHOS_S10 Crude Rate: Surgical discharges per 1,000 Medicare beneficiaries residing in the PCSA Source: Medicare Denominator, MEDPAR Date: 2010
PCRDAY_10	Crude Rate: All patient days PCRDAY_10 Crude Rate: Total patient days per 1,000 Medicare beneficiaries residing in the PCSA Source: Medicare Denominator, MEDPAR Date: 2010
PCRDAY_M10	Crude Rate: Medical patient days PCRDAY_M10 Crude Rate: Medical patient days per 1,000 Medicare beneficiaries residing in the PCSA Source: Medicare Denominator, MEDPAR Date: 2010
PCRDAY_S10	Crude Rate: Surgical patient days PCRDAY_S10 Crude Rate: Surgical patient days per 1,000 Medicare beneficiaries residing in the PCSA Source: Medicare Denominator, MEDPAR Date: 2010
PCRREIM_10	Crude Rate: All Reimbursement PCRREIM_10 Crude Rate: Total Reimbursement per Medicare beneficiary residing in the PCSA Source: Medicare Denominator, MEDPAR Date: 2010
PCRREI_M10	Crude Rate: Medical Reimbursement PCRREI_M10 Crude Rate: Medical Reimbursement per Medicare beneficiary resident in PCSA Source: Medicare Denominator, MEDPAR Date: 2010
PCRREI_S10	Crude Rate: Surgical Reimbursement PCRREI_S10 Crude Rate: Surgical Reimbursement per Medicare beneficiary residing in the PCSA Source: Medicare Denominator, MEDPAR Date: 2010
PCRACS_10	Crude Rate: Ambulatory Care Sensitive Condition Discharges PCRACS_10 Crude Rate: Ambulatory care sensitive condition discharges per 1,000 Medicare beneficiaries residing in the PCSA convulsions, chronic obstructive pulmonary disease, pneumonia, asthma, congestive heart Source: Medicare Denominator, MEDPAR Date: 2010
PARHOS_10	Adjusted rate: All Discharges PARHOS_10 Age-sex-race adjusted rate: Total Number of discharges per 1,000 Medicare beneficiaries residing in the PCSA Source: Medicare Denominator, MEDPAR Date: 2010
PARHOS_M10	Adjusted rate: Medical Discharges PARHOS_M10 Age-sex-race adjusted rate: Total number of medical discharges per 1,000 Medicare beneficiaries residing in the PCSA Source: Medicare Denominator, MEDPAR Date: 2010
PARHOS_S10	Adjusted rate: Surgical Discharges PARHOS_S10 Age-sex-race adjusted rate: Total number of surgical discharges per 1,000 Medicare beneficiaries residing in the PCSA Source: Medicare Denominator, MEDPAR Date: 2010
PARDAY_10	Adjusted rate: All patient days PARDAY_10 Age-sex-race adjusted rate: Total patient days per 1,000 Medicare beneficiaries residing in the PCSA Source: Medicare Denominator, MEDPAR Date: 2010
PARDAY_M10	Adjusted rate: Medical patient days PARDAY_M10 Age-sex-race adjusted rate: Medical patient days per 1,000 Medicare beneficiaries residing in the PCSA Source: Medicare Denominator, MEDPAR Date: 2010
PARDAY_S10	Adjusted rate: Surgical patient days PARDAY_S10 Age-sex-race adjusted rate: Surgical patient days per 1,000 Medicare beneficiaries residing in the PCSA Source: Medicare Denominator, MEDPAR Date: 2010
PARREIM_10	Adjusted rate: All Reimbursement PARREIM_10 Age-sex-race adjusted rate: Total Reimbursement per Medicare beneficiary residing in the PCSA Source: Medicare Denominator, MEDPAR Date: 2010

PARREI_M10	Adjusted rate: Medical Reimbursement PARREI_M10 Age-sex-race adjusted rate: Medical Reimbursement per Medicare beneficiary residing in the PCSA Source: Medicare Denominator, MEDPAR Date: 2010
PARREI_S10	Adjusted rate: Surgical Reimbursement PARREI_S10 Age-sex-race adjusted rate: Surgical Reimbursement per Medicare beneficiary residing in the PCSA Source: Medicare Denominator, MEDPAR Date: 2010
PARACS_10	Adjusted Rate: Ambulatory Care Sensitive Condition Discharges PARACS_10 Age-sex-race adjusted rate: Ambulatory care sensitive condition discharges per 1,000 Medicare beneficiaries residing in the PCSA convulsions, chronic obstructive pulmonary disease, pneumonia, asthma, congestive heart Source: Medicare Denominator, MEDPAR Date: 2010
PTMDEN_10	Denominator for total mortality rates PTMDEN_10 Count of beneficiaries age >= 65 on June 30, 2010 and Part A entitlement in June 2010 Source: Medicare Denominator Date: 2010
PTMORT_10	All Medicare beneficiary deaths PTMORT_10 Total number of deaths among ALL beneficiaries residing in the PCSA Source: Medicare Denominator Date: 2010
PCRTMOR_10	Crude Rate: Total Medicare beneficiary deaths PCRTMOR_10 Crude Rate: Total number of Deaths per 1,000 Medicare beneficiaries residing in the PCSA Source: Medicare Denominator Date: 2010
PARTMOR_10	Adjusted rate: Total Medicare Beneficiary Deaths PARTMOR_10 Age-sex-race adjusted rate: Total number of Deaths per 1,000 Medicare beneficiaries residing in the PCSA Source: Medicare Denominator Date: 2010
PMDEN_10	Denominator for NON- HMO mortality rates PMDEN_10 Count of beneficiaries age >= 65 on June 30, 2010, Non-HMO enrollment any month in 2010 and Part A entitlement in June 2010 Source: Medicare Denominator Date: 2010
PMORT_10	Medicare NON-HMO beneficiary deaths PMORT_10 Total number of deaths among Non-HMO beneficiaries residing in the PCSA Source: Medicare Denominator Date: 2010
PCRMOR_10	Crude Rate: Deaths among NON-risk bearing HMO Medicare beneficiaries PCRMOR_10 Crude Rate: Total number of Deaths per 1,000 non-risk bearing HMO Medicare beneficiaries residing in the PCSA Source: Medicare Denominator Date: 2010
PARMOR_10	Adjusted rate: Deaths among NON-risk bearing HMO Medicare beneficiaries PARMOR_10 Age- sex-race adjusted rate: Total number of Deaths per 1,000 Medicare NON-Risk bearing beneficiaries residing in the PCSA Source: Medicare Denominator Date: 2010
PHMDEN_10	Denominator for HMO mortality rates PHMDEN_10 Count of beneficiaries age >= 65 on June 30, 2010, HMO enrollment any month in 2010 and Part A entitlement in June 2010 Source: Medicare Denominator Date: 2010
PHMORT_10	Medicare HMO beneficiary deaths PHMORT_10 Total number of deaths among HMO beneficiaries residing in the PCSA Source: Medicare Denominator Date: 2010
PCRHMOR_10	Crude Rate: Deaths among risk bearing HMO Medicare beneficiaries PCRHMOR_10 Crude Rate: Total number of Deaths per 1,000 risk bearing HMO Medicare beneficiaries residing in the PCSA Source: Medicare Denominator Date: 2010
PARHMOR_10	Adjusted rate: Deaths among risk bearing HMO Medicare beneficiaries PARHMOR_10 Age-sex- race adjusted rate: Total number of Deaths per 1,000 Medicare Risk bearing beneficiaries residing in the PCSA Source: Medicare Denominator Date: 2010
PCS_PC10	Standard Error of Crude Rate: Primary Care visits (Medicare Part B & Outpatient File) PCS_PC10 Standard Error of Crude Rate: Estimated total number of primary care visits (Medicare Part B & Outpatient) per beneficiary residing in the PCSA Source: Medicare Denominator, PART B, OPT Date: 2010
PCS_AM10	Standard Error of Crude Rate: Ambulatory visits (Medicare Part B & Outpatient File) PCS_AM10 Standard Error of Crude Rate: Estimated total number of ambulatory visit (Medicare Part B & Outpatient) per beneficiary residing in the PCSA Source: Medicare Denominator, PART B, OPT Date: 2010
PCS_OBGY10	Standard Error of Crude Rate: OB-GYN physician visits for female beneficiaries (Medicare Part B File) PCS_OBGY10 Standard Error of Crude Rate: Estimated total number of OB-GYN physician visits (Medicare Part B) per female beneficiary residing in the PCSA Source: Medicare Denominator, PART B Date: 2010
PCS_ED10	Standard Error of Crude Rate: Emergency Department visits (Medicare Part B File) PCS_ED10 Standard Error of Crude Rate: Estimated total number of ED visits (Medicare Part B) per beneficiary residing in the PCSA One visit per day Source: Medicare Denominator, PART B Date: 2010
PCS_RHC10	Standard Error of Crude Rate: RHC Primary Care visits PCS_RHC10 Standard Error of Crude Rate: Estimated total number of Rural Health Center primary care visits (Medicare OPT) per 1,000 beneficiaries residing in the PCSA Source: Medicare Denominator, OPT Date: 2010

PCS_FQHC10	Standard Error of Crude Rate: FQHC Primary Care visits PCS_FQHC10 Standard Error of Crude Rate: Estimated total number of Federally Qualified Health Center primary care visits (Medicare OPT) per 1,000 beneficiaries residing in the PCSA Source: Medicare Denominator, OPT Date: 2010
PCSHOS_10	Standard Error of Crude Rate: All Discharges PCSHOS_10 Standard Error of Crude Rate: Total Number of discharges per 1,000 Medicare beneficiaries residing in the PCSA Source: Medicare Denominator, MEDPAR Date: 2010
PCSHOS_M10	Standard Error of Crude Rate: Medical Discharges PCSHOS_M10 Standard Error of Crude Rate: Total number of medical discharges per 1,000 Medicare beneficiaries residing in the PCSA Source: Medicare Denominator, MEDPAR Date: 2010
PCSHOS_S10	Standard Error of Crude Rate: Surgical Discharges PCSHOS_S10 Standard Error of Crude Rate: Total number of surgical discharges per 1,000 Medicare beneficiaries residing in the PCSA Source: Medicare Denominator, MEDPAR Date: 2010
PCSDAY_10	Standard Error of Crude Rate: All patient days PCSDAY_10 Standard Error of Crude Rate: Total patient days per 1,000 Medicare beneficiaries residing in the PCSA Source: Medicare Denominator, MEDPAR Date: 2010
PCSDAY_M10	Standard Error of Crude Rate: Medical patient days PCSDAY_M10 Standard Error of Crude Rate: Medical patient days per 1,000 Medicare beneficiaries residing in the PCSA Source: Medicare Denominator, MEDPAR Date: 2010
PCSDAY_S10	Standard Error of Crude Rate: Surgical patient days PCSDAY_S10 Standard Error of Crude Rate: Surgical patient days per 1,000 Medicare beneficiaries residing in the PCSA Source: Medicare Denominator, MEDPAR Date: 2010
PCSREIM_10	Standard Error of Crude Rate: All Reimbursement PCSREIM_10 Standard Error of Crude Rate: Total Reimbursement per Medicare beneficiary residing in the PCSA Source: Medicare Denominator, MEDPAR Date: 2010
PCSREI_M10	Standard Error of Crude Rate: Medical Reimbursement PCSREI_M10 Standard Error of Crude Rate: Medical Reimbursement per Medicare beneficiary residing in the PCSA Source: Medicare Denominator, MEDPAR Date: 2010
PCSREI_S10	Standard Error of Crude Rate: Surgical Reimbursement PCSREI_S10 Standard Error of Crude Rate: Surgical Reimbursement per Medicare beneficiary residing in the PCSA Source: Medicare Denominator, MEDPAR Date: 2010
PCSACS_10	Standard Error of Crude Rate: Ambulatory Care Sensitive Condition Discharges PCSACS_10 Standard Error of Crude Rate: Ambulatory care sensitive condition discharges per 1,000 Medicare beneficiaries residing in the PCSA convulsions, chronic obstructive pulmonary disease, pneumonia, asthma, congestive heart Source: Medicare Denominator, MEDPAR Date: 2010
PCSTMOR_10	Standard Error of Crude Rate: Total Deaths among Medicare beneficiaries PCSTMOR_10 Standard Error of crude rate: Total number of Deaths per 1,000 Medicare beneficiaries residing in the PCSA Source: Medicare Denominator Date: 2010
PCSMOR_10	Standard Error of Crude Rate: Deaths among NON-risk bearing HMO Medicare beneficiaries PCSMOR_10 Standard Error of crude rate: Total number of Deaths per 1,000 NON-Risk bearing Medicare beneficiaries residing in the PCSA Source: Medicare Denominator Date: 2010
PCSHMOR_10	Standard Error of Crude Rate: Deaths among risk bearing HMO Medicare beneficiaries PCSHMOR_10 Standard Error of crude rate: Total number of Deaths per 1,000 Risk bearing Medicare beneficiaries residing in the PCSA Source: Medicare Denominator Date: 2010
PAS_PC10	Standard Error of adjusted rate: Primary Care visits (Medicare Part B & Outpatient) PAS_PC10 Standard Error of age-sex-race adjusted rate: Estimated total number of primary care visits (Medicare Part B & Outpatient) per beneficiary residing in the PCSA Source: Medicare Denominator, PART B, OPT Date: 2010
PAS_AM10	Standard Error of adjusted rate: Ambulatory visits (Medicare Part B & Outpatient) PAS_AM10 Standard Error of age-sex-race adjusted rate: Estimated total number of ambulatory visits (Medicare Part B & Outpatient) per beneficiary residing in the PCSA Source: Medicare Denominator, PART B, OPT Date: 2010
PAS_OBGY10	Standard Error of adjusted rate: OB-GYN physicians visits (Medicare Part B) PAS_OBGY10 Standard Error of age-sex-race adjusted rate: Estimated total number of OB-GYN physician visits (Medicare Part B) per female beneficiary residing in the PCSA Source: Medicare Denominator, PART B Date: 2010

PAS_ED10	Standard Error of adjusted rate: Medicare Part B ED visits PAS_ED10 Standard Error of age-sex- race adjusted rate: Estimated total number of ED visits (Medicare Part B) per beneficiary residing in the PCSA One visit per day Source: Medicare Denominator, PART B Date: 2010
PAS_RHC10	Standard Error of adjusted rate: RHC Primary Care visits (Medicare OPT) PAS_RHC10 Standard Error of age-sex- race adjusted rate: Estimated total number of Rural Health Center primary care visits (Medicare OPT) per 1 000 beneficiaries residing in the PCSA Source: Medicare Denominator, OPT Date: 2010
PAS_FQHC10	Standard Error of adjusted rate: FQHC Primary Care visits (Medicare OPT) PAS_FQHC10 Standard Error of age- sex- race adjusted rate: Estimated total number of Federally Qualified Health Center primary care visits (Medicare OPT) per 1,000 beneficiaries residing in the PCSA Source: Medicare Denominator, OPT Date: 2010
PASHOS_10	Standard Error of adjusted rate: All Discharges PASHOS_10 Standard Error of age-sex- race adjusted rate: Total Number of discharges per 1,000 Medicare beneficiaries residing in the PCSA Source: Medicare Denominator, MEDPAR Date: 2010
PASHOS_M10	Standard Error of adjusted rate: Medical Discharges PASHOS_M10 Standard Error of age-sex- race adjusted rate: Total number of medical discharges per 1,000 Medicare beneficiaries residing in the PCSA Source: Medicare Denominator, MEDPAR Date: 2010
PASHOS_S10	Standard Error of adjusted rate: Surgical Discharges PASHOS_S10 Standard Error of age-sex- race adjusted rate: Total number of surgical discharges per 1,000 Medicare beneficiaries residing in the PCSA Source: Medicare Denominator, MEDPAR Date: 2010
PASDAY_10	Standard Error of adjusted rate: All patient days PASDAY_10 Standard Error of age-sex- race adjusted rate: Total patient days per 1,000 Medicare beneficiaries residing in the PCSA Source: Medicare Denominator, MEDPAR Date: 2010
PASDAY_M10	Standard Error of adjusted rate: Medical patient days PASDAY_M10 Standard Error of age-sex- race adjusted rate: Medical patient days per 1,000 Medicare beneficiaries residing in the PCSA Source: Medicare Denominator, MEDPAR Date: 2010
PASDAY_S10	Standard Error of adjusted rate: Surgical patient days PASDAY_S10 Standard Error of age-sex- race adjusted rate: Surgical patient days per 1,000 Medicare beneficiaries residing in the PCSA Source: Medicare Denominator, MEDPAR Date: 2010
PASREIM_10	Standard Error of adjusted rate: All Reimbursement PASREIM_10 Standard Error of age-sex- race adjusted rate: Total Reimbursement per Medicare beneficiary residing in the PCSA Source: Medicare Denominator, MEDPAR Date: 2010
PASREI_M10	Standard Error of adjusted rate: Medical Reimbursement PASREI_M10 Standard Error of age-sex- race adjusted rate: Medical Reimbursement per Medicare beneficiary residing in the PCSA Source: Medicare Denominator, MEDPAR Date: 2010
PASREI_S10	Standard Error of adjusted rate: Surgical Reimbursement PASREI_S10 Standard Error of age-sex- race adjusted rate: Surgical Reimbursement per Medicare beneficiary residing in the PCSA Source: Medicare Denominator, MEDPAR Date: 2010
PASACS_10	Standard Error of Adjusted Rate: Ambulatory Care Sensitive Condition PASACS_10 Standard Error of age-sex- race adjusted rate: Ambulatory care sensitive condition discharges per 1,000 Medicare beneficiaries residing in the PCSA convulsions, chronic obstructive pulmonary disease, pneumonia, asthma, congestive heart Source: Medicare Denominator, MEDPAR Date: 2010
PASTMOR_10	Standard Error of adjusted rate: Total Medicare beneficiary deaths PASTMOR_10 Standard Error of age-sex- race adjusted rate: Total number of Deaths per 1,000 Medicare beneficiaries residing in the PCSA Source: Medicare Denominator Date: 2010
PASMOR_10	Standard Error of adjusted rate: Deaths among NON-risk bearing HMO Medicare beneficiaries PASMOR_10 Standard Error of age-sex- race adjusted rate: Total number of Deaths per 1,000 Medicare NON-Risk bearing Medicare beneficiaries residing in the PCSA Source: Medicare Denominator Date: 2010
PASHMOR_10	Standard Error of adjusted rate: Deaths among risk bearing HMO Medicare beneficiaries PASHMOR_10 Standard Error of age-sex- race adjusted rate: Total number of Deaths per 1,000 Medicare Risk bearing Medicare beneficiaries residing in the PCSA Source: Medicare Denominator Date: 2010
PBENE_N10	Beneficiary population PBENE_N10 Medicare beneficiary population from the Denominator File for 2010 Source: Medicare Denominator Date: 2010
PS_PREFA	Sum Bene Pref Fract PS_PREFA Sum of preference fractions by Medicare beneficiaries residing in PCSA to any provider PCSA by Medicare beneficiaries residing in PCSA Source: TDI Date: 2009

PS_PREFB	Sum Provider Pref Fract PS_PREFB Sum of preference fractions by any Medicare beneficiaries (of any PCSA) to providers in PCSA Source: TDI Date: 2009
PS_PREFC	Sum Bene to Provider Pref Fract PS_PREFC Sum of preference fractions by only resident Medicare beneficiaries to only providers in PCSA Source: TDI Date: 2009
PS_VISA	Sum Bene Primary Care Visits PS_VISA Sum of primary care visits by Medicare beneficiaries residing in PCSA to any provider PCSA (equals pc visits) Source: TDI Date: 2009
PS_VISB	Sum Provider Primary Care Visits PS_VISB Sum of primary care visits by any Medicare beneficiaries (of any PCSA) to providers in PCSA Source: TDI Date: 2009
PS_VISC	Sum Bene to Provider Pref Fract PS_VISC Sum of primary care visits by only resident Medicare beneficiaries to only providers in PCSA Source: TDI Date: 2009
PF_NDX	Preference Index PF_NDX Proportion of resident benes preferring within PCSA primary care providers Source: TDI Date: 2009
VT_NDX	Localization Index VT_NDX Proportion of resident benes primary care visits to within PCSA providers Source: TDI Date: 2009
P_CNMFTE	FTE of certified nurse midwives P_CNMFTE FTE of clinically active, non-federal, primary care CNMs in the PCSA Source: HRSA Date: 2009
P_NPFTE	FTE of nurse practitioners P_NPFTE FTE of clinically active, primary care nurse practitioners Source: public use Date: 2012
PG_DOC	Primary Care physicians PG_DOC Number of clinically active Primary Care physicians in PCSA Source: AMA Masterfiles Date: 2011
PF_DOC	FAMP physicians PF_DOC Number of clinically active Family Practice physicians in PCSA Source: AMA Masterfiles Date: 2011
PI_DOC	INTM physicians PI_DOC Number of clinically active Internal Medicine physicians in PCSA Source: AMA Masterfiles Date: 2011
PP_DOC	PEDI physicians PP_DOC Number of clinically active Pediatricians in PCSA Source: AMA Masterfiles Date: 2011
PS_DOC	Specialist physicians PS_DOC Number of clinically active Specialist physicians in PCSA Source: AMA Masterfiles Date: 2011
PO_DOC	OB-GYN physicians PO_DOC Number of clinically active OB-GYN physicians in PCSA Source: AMA Masterfiles Date: 2011
PY_DOC	Psychiatry physicians PY_DOC Number of clinically active Psychiatry physicians in PCSA Source: AMA Masterfiles Date: 2011
PG_FEDDOC	Primary Care physicians, federal PG_FEDDOC Number of clinically active, Federal, Primary Care physicians in PCSA Source: AMA Masterfiles Date: 2011
PS_FEDDOC	Specialist physicians, federal PS_FEDDOC Number of clinically active, Federal, Specialist physicians in PCSA Source: AMA Masterfiles Date: 2011
PO_FEDDOC	OB-GYN physicians, federal PO_FEDDOC Number of clinically active, Federal, OB-GYN physicians in PCSA Source: AMA Masterfiles Date: 2011
PY_FEDDOC	Psychiatry physicians, federal PY_FEDDOC Number of clinically active, Federal, Psychiatry physicians in PCSA Source: AMA Masterfiles Date: 2011
PG_NFEDDOC	Primary Care physicians, non-federal PG_NFEDDOC Number of clinically active, non-Federal, Primary Care physicians in PCSA Source: AMA Masterfiles Date: 2011
PS_NFEDDOC	Specialist physicians, non-federal PS_NFEDDOC Number of clinically active, non-Federal, Specialist physicians in PCSA Source: AMA Masterfiles Date: 2011
PO_NFEDDOC	OB-GYN physicians, non-federal PO_NFEDDOC Number of clinically active, non-Federal, OB-GYN physicians in PCSA Source: AMA Masterfiles Date: 2011
PY_NFEDDOC	Psychiatry physicians, non-federal PY_NFEDDOC Number of clinically active, non-Federal, Psychiatry physicians in PCSA Source: AMA Masterfiles Date: 2011
PG_IMG	IMG Primary Care physicians PG_IMG Number of clinically active, IMG, Primary Care physicians in PCSA Source: AMA Masterfiles Date: 2011
PS_IMG	IMG Specialist physicians PS_IMG Number of clinically active, IMG, Specialist physicians in PCSA Source: AMA Masterfiles Date: 2011

PO_IMG	IMG OB-GYN physicians PO_IMG Number of clinically active, IMG, OB-GYN physicians in PCSA Source: AMA Masterfiles Date: 2011
PY_IMG	IMG Psychiatry physicians PY_IMG Number of clinically active, IMG, Psychiatry physicians in PCSA Source: AMA Masterfiles Date: 2011
PG_CMG	CMG Primary Care physicians PG_CMG Number of clinically active, CMG, Primary Care physicians in PCSA Source: AMA Masterfiles Date: 2011
PS_CMG	CMG Specialist physicians PS_CMG Number of clinically active, CMG, Specialist physicians in PCSA Source: AMA Masterfiles Date: 2011
PO_CMG	CMG OB-GYN physicians PO_CMG Number of clinically active, CMG, OB-GYN physicians in PCSA Source: AMA Masterfiles Date: 2011
PY_CMG	CMG Psychiatry physicians PY_CMG Number of clinically active, CMG, Psychiatry physicians in PCSA Source: AMA Masterfiles Date: 2011
PG_NIMG	Non-IMG Primary Care physicians PG_NIMG Number of clinically active, non-IMG, Primary Care physicians in PCSA Source: AMA Masterfiles Date: 2011
PS_NIMG	Non-IMG Specialist physicians PS_NIMG Number of clinically active, non-IMG, Specialist physicians in PCSA Source: AMA Masterfiles Date: 2011
PO_NIMG	Non-IMG OB-GYN physicians, clinically active, non-IMG PO_NIMG Number of clinically active, non-IMG, OB-GYN physicians in PCSA Source: AMA Masterfiles Date: 2011
PY_NIMG	Non-IMG Psychiatry physicians, clinically active, non-IMG PY_NIMG Number of clinically active, non-IMG, Psychiatry physicians in PCSA Source: AMA Masterfiles Date: 2011
PG_LT50DOC	Primary Care physicians < age 50 PG_LT50DOC Number of clinically active, Primary Care physicians under age 50 in PCSA Source: AMA Masterfiles Date: 2011
PS_LT50DOC	Specialist physicians < age 50 PS_LT50DOC Number of clinically active, Specialist physicians under age 50 in PCSA Source: AMA Masterfiles Date: 2011
PO_LT50DOC	OB-GYN physicians < age 50 PO_LT50DOC Number of clinically active, OB-GYN physicians under age 50 in PCSA Source: AMA Masterfiles Date: 2011
PY_LT50DOC	Psychiatry physicians < age 50 PY_LT50DOC Number of clinically active, Psychiatry physicians under age 50 in PCSA Source: AMA Masterfiles Date: 2011
PG_GT50DOC	Primary Care physicians >= age 50 PG_GT50DOC Number of clinically active, Primary Care physicians age 50 or older in PCSA Source: AMA Masterfiles Date: 2011
PS_GT50DOC	Specialist physicians >= age 50 PS_GT50DOC Number of clinically active, Specialist physicians age 50 or older in PCSA Source: AMA Masterfiles Date: 2011
PO_GT50DOC	OB-GYN physicians >= age 50 PO_GT50DOC Number of clinically active, OB-GYN physicians age 50 or older in PCSA Source: AMA Masterfiles Date: 2011
PY_GT50DOC	Psychiatry physicians >= age 50 PY_GT50DOC Number of clinically active, Psychiatry physicians age 50 or older in PCSA Source: AMA Masterfiles Date: 2011
PG_F_DOC	Female Primary Care physicians PG_F_DOC Number of clinically active, female, Primary Care physicians in PCSA Source: AMA Masterfiles Date: 2011
PS_F_DOC	Female Specialist physicians PS_F_DOC Number of clinically active, female, Specialist physicians in PCSA Source: AMA Masterfiles Date: 2011
PO_F_DOC	Female OB-GYN physicians PO_F_DOC Number of clinically active, female, OB-GYN physicians in PCSA Source: AMA Masterfiles Date: 2011
PY_F_DOC	Female Psychiatry physicians PY_F_DOC Number of clinically active, female, Psychiatry physicians in PCSA Source: AMA Masterfiles Date: 2011
PG_M_DOC	Male Primary Care physicians PG_M_DOC Number of clinically active, Male, Primary Care physicians in PCSA Source: AMA Masterfiles Date: 2011
PS_M_DOC	Male Specialist physicians PS_M_DOC Number of clinically active, Male, Specialist physicians in PCSA Source: AMA Masterfiles Date: 2011
PO_M_DOC	Male OB-GYN physicians PO_M_DOC Number of clinically active, Male, OB-GYN physicians in PCSA Source: AMA Masterfiles Date: 2011
PY_M_DOC	Male Psychiatry physicians PY_M_DOC Number of clinically active, Male, Psychiatry physicians in PCSA Source: AMA Masterfiles Date: 2011

PG_RESDOC	Primary Care residents or fellows PG_RESDOC Number of Primary Care residents or fellows in PCSA Source: AMA Masterfiles Date: 2011
PS_RESDOC	Specialist residents or fellows PS_RESDOC Number of Specialist residents or fellows in PCSA Source: AMA Masterfiles Date: 2011
PO_RESDOC	OB-GYN residents or fellows PO_RESDOC Number of OB-GYN residents or fellows in PCSA Source: AMA Masterfiles Date: 2011
PY_RESDOC	Psychiatry residents or fellows PY_RESDOC Number of Psychiatry residents or fellows in PCSA Source: AMA Masterfiles Date: 2011
P_PRIM4	HRSA MUA/HPSA PRIM FTEs P_PRIM4 Non-federal, age < 80, FAMP+INTM+PEDI+OBGN, clinically active+0.1 residents Source: HRSA AMA Masterfiles Date: 2011
P_PRIM4RET	HRSA MUA/HPSA PRIM + 0.5 semi- retired FTEs P_PRIM4RET Non-federal, age < 80, FAMP+INTM+PEDI+OBGN, clinically active+0.1 residents, + 0.5 semi-retired Source: HRSA AMA Masterfiles Date: 2011
PG_ALOC	Allocated Primary Care physicians, clinically active PG_ALOC Number of allocated clinically active primary care physicians in PCSA (allocated to population using primary care visits) Source: AMA Masterfiles/TDI Date: 2011
PF_ALOC	Allocated FAMP, clinically active PF_ALOC Number of allocated clinically active family practice physicians in PCSA (Allocated to population using primary care visits) Source: AMA Masterfiles/TDI Date: 2011
PI_ALOC	Allocated INTM, clinically active PI_ALOC Number of allocated clinically active internal medicine physicians in PCSA (Allocated to population using primary care visits) Source: AMA Masterfiles/TDI Date: 2011
PCRG_DOC	Crude Rate: Primary Care physicians, clinically active PCRG_DOC Crude Rate: clinically active Primary Care physicians per 100,000 census population Source: AMA Masterfiles/ US Census Date: 2011
PCRF_DOC	Crude Rate: FAMP, clinically active PCRF_DOC Crude Rate: clinically active FAMP (family practice) physicians per 100,000 census population Source: AMA Masterfiles/US Census Date: 2011
PCRI_DOC	Crude Rate: INTM, clinically active PCRI_DOC Crude Rate: clinically active INTM (internal medicine) physicians per 100,000 census population Source: AMA Masterfiles/US Census Date: 2011
PPOP_GDOC	Number of Population per clinically active Primary Care physician PPOP_GDOC Number of Population per clinically active Primary Care Physician in PCSA Source: AMA Masterfiles/US Census Date: 2011
PCRG_ALOC	Crude Rate: Allocated Primary Care physicians, clinically active PCRG_ALOC Crude Rate: Allocated clinically active Primary Care physicians per 100,000 census population (Allocated to population using primary care visits) Source: AMA Masterfiles/US Census/TDI Date: 2011
PCRF_ALOC	Crude Rate: Allocated FAMP, clinically active, PCRF_ALOC Crude Rate: Allocated clinically active FAMP (family practice) physicians per 100,000 census population (Allocated to population using primary care visits) Source: AMA Masterfiles/US Census/TDI Date: 2011
PCRI_ALOC	Crude Rate: Allocated INTM, clinically active PCRI_ALOC Crude Rate: Allocated clinically active INTM physicians per 100,000 census population (Allocated to population using primary care visits) Source: AMA Masterfiles/US Census/TDI Date: 2011
PARG_ALOC	Adjusted rate: Allocated Primary Care physicians, clinically active PARG_ALOC Age-sex adjusted rate of Allocated clinically active Primary Care physicians per 100,000 census population (Allocated to population using primary care visits) Source: AMA Masterfiles/US Census/NAMCS/TDI Date: 2011
PARF_ALOC	Adjusted rate: Allocated FAMP, clinically active PARF_ALOC Age-sex adjusted rate of Allocated clinically active FAMP (family practice) physicians per 100,000 census population (Allocated to population using primary care visits) Source: AMA Masterfiles/US Census/NAMCS/TDI Date: 2011
PARI_ALOC	Adjusted rate: Allocated INTM, clinically active PARI_ALOC Age-sex adjusted rate of Allocated clinically active INTM (internal medicine) physicians per 100,000 census population (Allocated to population using primary care visits) Source: AMA Masterfiles/US Census/NAMCS/TDI Date: 2011
PPVT_PC12	Percent of beneficiaries who had at least one Primary Care visit PPVT_PC12 Estimated percent of beneficiaries residing in the PCSA who had at least one primary care visit (Medicare Part B & Outpatient File) during 2012 Source: Medicare Part B , OPT Date: 2012
PPVT_AM12	Percent of beneficiaries who had at least one Ambulatory visit PPVT_AM12 Estimated percent of beneficiaries residing in the PCSA who had at least one ambulatory visit (Medicare Part B & Outpatient File) during 2012 Source: Medicare Part B, OPT Date: 2012

PPVT_OBG12	Percent of female beneficiaries who had at least one OB-GYN physician visit PPVT_OBG12 Estimated percent of female beneficiaries residing in the PCSA who had at least one OB-GYN physician visit (Medicare Part B File) during 2012 Source: Medicare Part B Date: 2012
PPVT_ED12	Percent of beneficiaries who had at least one Emergency Department visit PPVT_ED12 Estimated percent of beneficiaries residing in the PCSA who had at least one Emergency Department visit (Medicare Part B File) during 2012 One visit per day Source: Medicare Part B Date: 2012
PVDEN_12	Denominator for Physician Visit rates PVDEN_12 Count of beneficiaries age >= 65 on June 30, 2012, Non-HMO enrollment any month in 2012 and Part B entitlement in June 2012 Source: Medicare Denominator Date: 2012
PVT_PC12	Primary Care visits Part B only PVT_PC12 Estimated total number of primary care visits (Medicare Part B file only) for beneficiaries residing in the PCSA Source: Medicare Part B Date: 2012
PVT_AM12	Ambulatory visits Part B only PVT_AM12 Estimated total number of ambulatory visits (Medicare Part B File only) for beneficiaries residing in the PCSA Source: Medicare Part B Date: 2012
PVT_OBGY12	OB-GYN visits for female beneficiaries PVT_OBGY12 Estimated total number of OB-GYN visits (Medicare Part B File) for female beneficiaries residing in the PCSA Source: Medicare Part B Date: 2012
PVT_ED12	Emergency Department visits PVT_ED12 Estimated total number of Emergency Department visits (Medicare Part B File) for beneficiaries residing in the PCSA One visit per day Source: Medicare Part B Date: 2012
PVT_RHC12	RHC Primary Care visits PVT_RHC12 Total number of RHC primary care visits (Medicare OPT File) for beneficiaries residing in the PCSA Rural Health Center Source: OPT Date: 2012
PVT_FQHC12	FQHC Primary Care visits PVT_FQHC12 Total number of FQHC primary care visits (Medicare OPT File) for beneficiaries residing in the PCSA Community Health Centers (Federally Qualified Health Centers) Source: OPT Date: 2012
PCR_PC12	Crude Rate: Primary Care Visits (Medicare Part B & Outpatient) PCR_PC12 Crude Rate: Estimated total number of primary care visits per beneficiary resident in PCSA (Medicare Part B & Outpatient) Source: Medicare Denominator, PART B, OPT Date: 2012
PCR_AM12	Crude Rate: Ambulatory Visits (Medicare Part B & Outpatient) PCR_AM12 Crude Rate: Estimated total number of ambulatory visits per beneficiary residing in the PCSA Code (Medicare Part B & Outpatient) Source: Medicare Denominator, PART B, OPT Date: 2012
PCR_OBGY12	Crude Rate: OB-GYN visits for female beneficiaries (Medicare Part B) PCR_OBGY12 Crude Rate: Estimated total number of OB- GYN physician visits per female beneficiary residing in the PCSA (Medicare Part B File) Source: Medicare Denominator, PART B Date: 2012
PCR_ED12	Crude Rate: Emergency Department visits (Medicare Part B) PCR_ED12 Crude Rate: Estimated total number of Emergency Department visits (Medicare Part B File) per beneficiary residing in the PCSA One visit per day Source: Medicare Denominator, PART B Date: 2012
PCR_RHC12	Crude Rate: Medicare OPT RHC Primary Care visits (Medicare OPT) PCR_RHC12 Crude Rate: Estimated total number of Rural Health Center primary care visits (Medicare OPT File) per 1,000 beneficiaries residing in the PCSA Source: Medicare Denominator, OPT Date: 2012
PCR_FQHC12	Crude Rate: FQHC Primary Care visits (Medicare OPT) PCR_FQHC12 Crude Rate: Estimated total number of Federally Qualified Health Center primary care visits (Medicare OPT File) per 1,000 beneficiaries residing in the PCSA Source: Medicare Denominator, OPT Date: 2012
PAR_PC12	Adjusted rate: Primary Care visits (Medicare Part B & Outpatient File) PAR_PC12 Age-sex-race adjusted rate: Estimated total number of primary care visits (Medicare Part B & Outpatient File) per beneficiary residing in the PCSA Source: Medicare Denominator, PART B, OPT Date: 2012
PAR_AM12	Adjusted rate: Ambulatory visits (Medicare Part B & Outpatient File) PAR_AM12 Age-sex-race adjusted rate: Estimated total number of ambulatory visits (Medicare Part B & Outpatient File) per beneficiary residing in the PCSA Source: Medicare Denominator, PART B, OPT Date: 2012
PAR_OBGY12	Adjusted rate: OB-GYN visits for female beneficiaries (Medicare Part B File) PAR_OBGY12 Age-sex- race adjusted rate: Estimated total number of OB-GYN visits (Medicare Part B File) per female beneficiary residing in the PCSA Source: Medicare Denominator, PART B Date: 2012
PAR_ED12	Adjusted rate: Emergency Department visits (Medicare Part B File) PAR_ED12 Age-sex-race adjusted rate: Estimated total number of Emergency Department visits (Medicare Part B File) per beneficiary residing in the PCSA One visit per day Source: Medicare Denominator, PART B Date: 2012

PAR_RHC12	Adjusted rate: RHC Primary Care visits (Medicare OPT File) PAR_RHC12 Age-sex-race adjusted rate: Estimated total number of Rural Health Center primary care visits (Medicare OPT) per 1,000 beneficiaries residing in the PCSA Source: Medicare Denominator, OPT Date: 2012
PAR_FQHC12	Adjusted rate: FQHC Primary Care visits (Medicare OPT File) PAR_FQHC12 Age-sex-race adjusted rate: Estimated total number of Federally Qualified Health Center primary care visits (Medicare OPT) per 1,000 beneficiaries residing in the PCSA Source: Medicare Denominator, OPT Date: 2012
PHDEN_12	Denominator for Hospitalization rate PHDEN_12 Count of beneficiaries age >= 65 on June 30, 2012, Non-HMO enrollment any month in 2012 and Part A entitlement in June 2012 residing in the PCSA Source: Medicare Denominator Date: 2012
PHOS_12	All Discharges PHOS_12 Total number of discharges for Medicare beneficiaries residing in the PCSA Source: Medicare MEDPAR Date: 2012
PHOS_M12	Medical Discharges PHOS_M12 Total number of medical discharges for Medicare beneficiaries residing in the PCSA Source: Medicare MEDPAR Date: 2012
PHOS_S12	Surgical Discharges PHOS_S12 Total number of surgical discharges for Medicare beneficiaries residing in the PCSA Source: Medicare MEDPAR Date: 2012
PHDAY_12	All patient days PHDAY_12 Total patient days for Medicare beneficiaries residing in the PCSA Source: Medicare MEDPAR Date: 2012
PHDAY_M12	Medical patient days PHDAY_M12 Medical patient days for Medicare beneficiaries residing in the PCSA Source: Medicare MEDPAR Date: 2012
PHDAY_S12	Surgical patient days PHDAY_S12 Surgical patient days for Medicare beneficiaries residing in the PCSA Source: Medicare MEDPAR Date: 2012
PHREIM_12	All Reimbursement PHREIM_12 Total Reimbursement for Medicare beneficiaries residing in the PCSA Source: Medicare MEDPAR Date: 2012
PHREIM_M12	Medical Reimbursement PHREIM_M12 Medical Reimbursement for Medicare beneficiaries residing in the PCSA Source: Medicare MEDPAR Date: 2012
PHREIM_S12	Surgical Reimbursement PHREIM_S12 Surgical Reimbursement for Medicare beneficiaries residing in the PCSA Source: Medicare MEDPAR Date: 2012
PACS_12	Ambulatory Care Sensitive Condition Discharges PACS_12 Number of ambulatory care sensitive condition discharges for Medicare beneficiaries residing in the PCSA convulsions, chronic obstructive pulmonary disease, pneumonia, asthma, congestive heart Source: Medicare MEDPAR Date: 2012
PCRHOS_12	Crude Rate: All Discharges PCRHOS_12 Crude Rate: Total Number of discharges per 1,000 Medicare beneficiaries residing in the PCSA Code Source: Medicare Denominator, MEDPAR Date: 2012
PCRHOS_M12	Crude Rate: Medical Discharges PCRHOS_M12 Crude Rate: Medical discharges per 1,000 Medicare beneficiaries residing in the PCSA Code Source: Medicare Denominator, MEDPAR Date: 2012
PCRHOS_S12	Crude Rate: Surgical Discharges PCRHOS_S12 Crude Rate: Surgical discharges per 1,000 Medicare beneficiaries residing in the PCSA Source: Medicare Denominator, MEDPAR Date: 2012
PCRDAY_12	Crude Rate: All patient days PCRDAY_12 Crude Rate: Total patient days per 1,000 Medicare beneficiaries residing in the PCSA Source: Medicare Denominator, MEDPAR Date: 2012
PCRDAY_M12	Crude Rate: Medical patient days PCRDAY_M12 Crude Rate: Medical patient days per 1,000 Medicare beneficiaries residing in the PCSA Source: Medicare Denominator, MEDPAR Date: 2012
PCRDAY_S12	Crude Rate: Surgical patient days PCRDAY_S12 Crude Rate: Surgical patient days per 1,000 Medicare beneficiaries residing in the PCSA Source: Medicare Denominator, MEDPAR Date: 2012
PCRREIM_12	Crude Rate: All Reimbursement PCRREIM_12 Crude Rate: Total Reimbursement per Medicare beneficiary residing in the PCSA Source: Medicare Denominator, MEDPAR Date: 2012
PCRREI_M12	Crude Rate: Medical Reimbursement PCRREI_M12 Crude Rate: Medical Reimbursement per Medicare beneficiary resident in PCSA Source: Medicare Denominator, MEDPAR Date: 2012
PCRREI_S12	Crude Rate: Surgical Reimbursement PCRREI_S12 Crude Rate: Surgical Reimbursement per Medicare beneficiary residing in the PCSA Source: Medicare Denominator, MEDPAR Date: 2012
PCRACS_12	Crude Rate: Ambulatory Care Sensitive Condition Discharges PCRACS_12 Crude Rate: Ambulatory care sensitive condition discharges per 1,000 Medicare beneficiaries residing in the PCSA convulsions, chronic obstructive pulmonary disease, pneumonia, asthma, congestive heart Source: Medicare Denominator, MEDPAR Date: 2012

PARHOS_12	Adjusted rate: All Discharges PARHOS_12 Age-sex-race adjusted rate: Total Number of discharges per 1,000 Medicare beneficiaries residing in the PCSA Source: Medicare Denominator, MEDPAR Date: 2012
PARHOS_M12	Adjusted rate: Medical Discharges PARHOS_M12 Age-sex-race adjusted rate: Total number of medical discharges per 1,000 Medicare beneficiaries residing in the PCSA Source: Medicare Denominator, MEDPAR Date: 2012
PARHOS_S12	Adjusted rate: Surgical Discharges PARHOS_S12 Age-sex-race adjusted rate: Total number of surgical discharges per 1,000 Medicare beneficiaries residing in the PCSA Source: Medicare Denominator, MEDPAR Date: 2012
PARDAY_12	Adjusted rate: All patient days PARDAY_12 Age-sex-race adjusted rate: Total patient days per 1,000 Medicare beneficiaries residing in the PCSA Source: Medicare Denominator, MEDPAR Date: 2012
PARDAY_M12	Adjusted rate: Medical patient days PARDAY_M12 Age-sex-race adjusted rate: Medical patient days per 1,000 Medicare beneficiaries residing in the PCSA Source: Medicare Denominator, MEDPAR Date: 2012
PARDAY_S12	Adjusted rate: Surgical patient days PARDAY_S12 Age-sex-race adjusted rate: Surgical patient days per 1,000 Medicare beneficiaries residing in the PCSA Source: Medicare Denominator, MEDPAR Date: 2012
PARREIM_12	Adjusted rate: All Reimbursement PARREIM_12 Age-sex-race adjusted rate: Total Reimbursement per Medicare beneficiary residing in the PCSA Source: Medicare Denominator, MEDPAR Date: 2012
PARREI_M12	Adjusted rate: Medical Reimbursement PARREI_M12 Age-sex-race adjusted rate: Medical Reimbursement per Medicare beneficiary residing in the PCSA Source: Medicare Denominator, MEDPAR Date: 2012
PARREI_S12	Adjusted rate: Surgical Reimbursement PARREI_S12 Age-sex-race adjusted rate: Surgical Reimbursement per Medicare beneficiary residing in the PCSA Source: Medicare Denominator, MEDPAR Date: 2012
PARACS_12	Adjusted Rate: Ambulatory Care Sensitive Condition Discharges PARACS_12 Age-sex-race adjusted rate: Ambulatory care sensitive condition discharges per 1,000 Medicare beneficiaries residing in the PCSA convulsions, chronic obstructive pulmonary disease, pneumonia, asthma, congestive heart Source: Medicare Denominator, MEDPAR Date: 2012
PTMDEN_12	Denominator for total mortality rates PTMDEN_12 Count of beneficiaries age >= 65 on June 30, 2012 and Part A entitlement in June 2012 Source: Medicare Denominator Date: 2012
PTMORT_12	All Medicare beneficiary deaths PTMORT_12 Total number of deaths among ALL beneficiaries residing in the PCSA Source: Medicare Denominator Date: 2012
PCRTMOR_12	Crude Rate: Total Medicare beneficiary deaths PCRTMOR_12 Crude Rate: Total number of Deaths per 1,000 Medicare beneficiaries residing in the PCSA Source: Medicare Denominator Date: 2012
PARTMOR_12	Adjusted rate: Total Medicare Beneficiary Deaths PARTMOR_12 Age-sex-race adjusted rate: Total number of Deaths per 1,000 Medicare beneficiaries residing in the PCSA Source: Medicare Denominator Date: 2012
PMDEN_12	Denominator for NON- HMO mortality rates PMDEN_12 Count of beneficiaries age >= 65 on June 30, 2012, Non-HMO enrollment any month in 2012 and Part A entitlement in June 2012 Source: Medicare Denominator Date: 2012
PMORT_12	Medicare NON-HMO beneficiary deaths PMORT_12 Total number of deaths among Non-HMO beneficiaries residing in the PCSA Source: Medicare Denominator Date: 2012
PCRMR_12	Crude Rate: Deaths among NON-risk bearing HMO Medicare beneficiaries PCRMR_12 Crude Rate: Total number of Deaths per 1,000 non-risk bearing HMO Medicare beneficiaries residing in the PCSA Source: Medicare Denominator Date: 2012
PARMOR_12	Adjusted rate: Deaths among NON-risk bearing HMO Medicare beneficiaries PARMOR_12 Age- sex-race adjusted rate: Total number of Deaths per 1,000 Medicare NON-Risk bearing beneficiaries residing in the PCSA Source: Medicare Denominator Date: 2012
PHMDEN_12	Denominator for HMO mortality rates PHMDEN_12 Count of beneficiaries age >= 65 on June 30, 2012, HMO enrollment any month in 2012 and Part A entitlement in June 2012 Source: Medicare Denominator Date: 2012
PHMORT_12	Medicare HMO beneficiary deaths PHMORT_12 Total number of deaths among HMO beneficiaries residing in the PCSA Source: Medicare Denominator Date: 2012
PCRHMOR_12	Crude Rate: Deaths among risk bearing HMO Medicare beneficiaries PCRHMOR_12 Crude Rate: Total number of Deaths per 1,000 risk bearing HMO Medicare beneficiaries residing in the PCSA Source: Medicare Denominator Date: 2012

PARHMOR_12	Adjusted rate: Deaths among risk bearing HMO Medicare beneficiaries PARHMOR_12 Age-sex- race adjusted rate: Total number of Deaths per 1,000 Medicare Risk bearing beneficiaries residing in the PCSA Source: Medicare Denominator Date: 2012
PCS_PC12	Standard Error of Crude Rate: Primary Care visits (Medicare Part B & Outpatient File) PCS_PC12 Standard Error of Crude Rate: Estimated total number of primary care visits (Medicare Part B & Outpatient) per beneficiary residing in the PCSA Source: Medicare Denominator, PART B, OPT Date: 2012
PCS_AM12	Standard Error of Crude Rate: Ambulatory visits (Medicare Part B & Outpatient File) PCS_AM12 Standard Error of Crude Rate: Estimated total number of ambulatory visit (Medicare Part B & Outpatient) per beneficiary residing in the PCSA Source: Medicare Denominator, PART B, OPT Date: 2012
PCS_OBGY12	Standard Error of Crude Rate: OB-GYN physician visits for female beneficiaries (Medicare Part B File) PCS_OBGY12 Standard Error of Crude Rate: Estimated total number of OB-GYN physician visits (Medicare Part B) per female beneficiary residing in the PCSA Source: Medicare Denominator, PART B Date: 2012
PCS_ED12	Standard Error of Crude Rate: Emergency Department visits (Medicare Part B File) PCS_ED12 Standard Error of Crude Rate: Estimated total number of ED visits (Medicare Part B) per beneficiary residing in the PCSA One visit per day Source: Medicare Denominator, PART B Date: 2012
PCS_RHC12	Standard Error of Crude Rate: RHC Primary Care visits PCS_RHC12 Standard Error of Crude Rate: Estimated total number of Rural Health Center primary care visits (Medicare OPT) per 1,000 beneficiaries residing in the PCSA Source: Medicare Denominator, OPT Date: 2012
PCS_FQHC12	Standard Error of Crude Rate: FQHC Primary Care visits PCS_FQHC12 Standard Error of Crude Rate: Estimated total number of Federally Qualified Health Center primary care visits (Medicare OPT) per 1,000 beneficiaries residing in the PCSA Source: Medicare Denominator, PART B, OPT Date: 2012
PCSHOS_12	Standard Error of Crude Rate: All Discharges PCSHOS_12 Standard Error of Crude Rate: Total Number of discharges per 1,000 Medicare beneficiaries residing in the PCSA Source: Medicare Denominator, MEDPAR Date: 2012
PCSHOS_M12	Standard Error of Crude Rate: Medical Discharges PCSHOS_M12 Standard Error of Crude Rate: Total number of medical discharges per 1,000 Medicare beneficiaries residing in the PCSA Source: Medicare Denominator, MEDPAR Date: 2012
PCSHOS_S12	Standard Error of Crude Rate: Surgical Discharges PCSHOS_S12 Standard Error of Crude Rate: Total number of surgical discharges per 1,000 Medicare beneficiaries residing in the PCSA Source: Medicare Denominator, MEDPAR Date: 2012
PCSDAY_12	Standard Error of Crude Rate: All patient days PCSDAY_12 Standard Error of Crude Rate: Total patient days per 1,000 Medicare beneficiaries residing in the PCSA Source: Medicare Denominator, MEDPAR Date: 2012
PCSDAY_M12	Standard Error of Crude Rate: Medical patient days PCSDAY_M12 Standard Error of Crude Rate: Medical patient days per 1,000 Medicare beneficiaries residing in the PCSA Source: Medicare Denominator, MEDPAR Date: 2012
PCSDAY_S12	Standard Error of Crude Rate: Surgical patient days PCSDAY_S12 Standard Error of Crude Rate: Surgical patient days per 1,000 Medicare beneficiaries residing in the PCSA Source: Medicare Denominator, MEDPAR Date: 2012
PCSREIM_12	Standard Error of Crude Rate: All Reimbursement PCSREIM_12 Standard Error of Crude Rate: Total Reimbursement per Medicare beneficiary residing in the PCSA Source: Medicare Denominator, MEDPAR Date: 2012
PCSREI_M12	Standard Error of Crude Rate: Medical Reimbursement PCSREI_M12 Standard Error of Crude Rate: Medical Reimbursement per Medicare beneficiary residing in the PCSA Source: Medicare Denominator, MEDPAR Date: 2012
PCSREI_S12	Standard Error of Crude Rate: Surgical Reimbursement PCSREI_S12 Standard Error of Crude Rate: Surgical Reimbursement per Medicare beneficiary residing in the PCSA Source: Medicare Denominator, MEDPAR Date: 2012
PCSACS_12	Standard Error of Crude Rate: Ambulatory Care Sensitive Condition PCSACS_12 Standard Error of Crude Rate: Ambulatory care sensitive condition discharges per 1,000 Medicare beneficiaries residing in the PCSA convulsions, chronic obstructive pulmonary disease, pneumonia, asthma, congestive heart Source: Medicare Denominator, MEDPAR Date: 2012

PCSTMOR_12	Standard Error of Crude Rate: Total Deaths among Medicare beneficiaries PCSTMOR_12 Standard Error of crude rate: Total number of Deaths per 1,000 Medicare beneficiaries residing in the PCSA Source: Medicare Denominator Date: 2012
PCSMOR_12	Standard Error of Crude Rate: Deaths among NON-risk bearing HMO Medicare beneficiaries PCSMOR_12 Standard Error of crude rate: Total number of Deaths per 1,000 NON-Risk bearing Medicare beneficiaries residing in the PCSA Source: Medicare Denominator Date: 2012
PCSHMOR_12	Standard Error of Crude Rate: Deaths among risk bearing HMO Medicare beneficiaries PCSHMOR_12 Standard Error of crude rate: Total number of Deaths per 1,000 Risk bearing Medicare beneficiaries residing in the PCSA Source: Medicare Denominator Date: 2012
PAS_PC12	Standard Error of adjusted rate: Primary Care visits (Medicare Part B & Outpatient) PAS_PC12 Standard Error of age-sex-race adjusted rate: Estimated total number of primary care visits (Medicare Part B & Outpatient) per beneficiary residing in the PCSA Source: Medicare Denominator, PART B, OPT Date: 2012
PAS_AM12	Standard Error of adjusted rate: Ambulatory visits (Medicare Part B & Outpatient) PAS_AM12 Standard Error of age-sex-race adjusted rate: Estimated total number of ambulatory visits (Medicare Part B & Outpatient) per beneficiary residing in the PCSA Source: Medicare Denominator, PART B, OPT Date: 2012
PAS_OBGY12	Standard Error of adjusted rate: OB-GYN physicians visits (Medicare Part B) PAS_OBGY12 Standard Error of age-sex-race adjusted rate: Estimated total number of OB-GYN physician visits (Medicare Part B) per female beneficiary residing in the PCSA Source: Medicare Denominator, PART B Date: 2012
PAS_ED12	Standard Error of adjusted rate: Medicare Part B ED visits PAS_ED12 Standard Error of age-sex- race adjusted rate: Estimated total number of ED visits (Medicare Part B) per beneficiary residing in the PCSA One visit per day Source: Medicare Denominator, PART B Date: 2012
PAS_RHC12	Standard Error of adjusted rate: RHC Primary Care visits (Medicare OPT) PAS_RHC12 Standard Error of age-sex-race adjusted rate: Estimated total number of Rural Health Center primary care visits (Medicare OPT) per 1,000 beneficiaries residing in the PCSA Source: Medicare Denominator, OPT Date: 2012
PAS_FQHC12	Standard Error of adjusted rate: FQHC Primary Care visits (Medicare OPT) PAS_FQHC12 Standard Error of age-sex-race adjusted rate: Estimated total number of Federally Qualified Health Center primary care visits (Medicare OPT) per 1,000 beneficiaries residing in the PCSA Source: Medicare Denominator, OPT Date: 2012
PASHOS_12	Standard Error of adjusted rate: All Discharges PASHOS_12 Standard Error of age-sex-race adjusted rate: Total Number of discharges per 1,000 Medicare beneficiaries residing in the PCSA Source: Medicare Denominator, MEDPAR Date: 2012
PASHOS_M12	Standard Error of adjusted rate: Medical Discharges PASHOS_M12 Standard Error of age-sex-race adjusted rate: Total number of medical discharges per 1,000 Medicare beneficiaries residing in the PCSA Source: Medicare Denominator, MEDPAR Date: 2012
PASHOS_S12	Standard Error of adjusted rate: Surgical Discharges PASHOS_S12 Standard Error of age-sex-race adjusted rate: Total number of surgical discharges per 1,000 Medicare beneficiaries residing in the PCSA Source: Medicare Denominator, MEDPAR Date: 2012
PASDAY_12	Standard Error of adjusted rate: All patient days PASDAY_12 Standard Error of age-sex-race adjusted rate: Total patient days per 1,000 Medicare beneficiaries residing in the PCSA Source: Medicare Denominator, MEDPAR Date: 2012
PASDAY_M12	Standard Error of adjusted rate: Medical patient days PASDAY_M12 Standard Error of age-sex- race adjusted rate: Medical patient days per 1,000 Medicare beneficiaries residing in the PCSA Source: Medicare Denominator, MEDPAR Date: 2012
PASDAY_S12	Standard Error of adjusted rate: Surgical patient days PASDAY_S12 Standard Error of age-sex-race adjusted rate: Surgical patient days per 1,000 Medicare beneficiaries residing in the PCSA Source: Medicare Denominator, MEDPAR Date: 2012
PASREIM_12	Standard Error of adjusted rate: All Reimbursement PASREIM_12 Standard Error of age-sex-race adjusted rate: Total Reimbursement per Medicare beneficiary residing in the PCSA Source: Medicare Denominator, MEDPAR Date: 2012
PASREI_M12	Standard Error of adjusted rate: Medical Reimbursement PASREI_M12 Standard Error of age-sex- race adjusted rate: Medical Reimbursement per Medicare beneficiary residing in the PCSA Source: Medicare Denominator, MEDPAR Date: 2012
PASREI_S12	Standard Error of adjusted rate: Surgical Reimbursement PASREI_S12 Standard Error of age-sex- race adjusted rate: Surgical Reimbursement per Medicare beneficiary residing in the PCSA Source: Medicare Denominator, MEDPAR Date: 2012

PASACS_12	Standard Error of Adjusted Rate: Ambulatory Care Sensitive Condition PASACS_12 Standard Error of age-sex-race adjusted rate: Ambulatory care sensitive condition discharges per 1,000 Medicare beneficiaries residing in the PCSA convulsions, chronic obstructive pulmonary disease, pneumonia, asthma, congestive heart Source: Medicare Denominator, MEDPAR Date: 2012
PASTMOR_12	Standard Error of adjusted rate: Total Medicare beneficiary deaths PASTMOR_12 Standard Error of age-sex-race adjusted rate: Total number of Deaths per 1,000 Medicare beneficiaries residing in the PCSA Source: Medicare Denominator Date: 2012
PASMOR_12	Standard Error of adjusted rate: Deaths among NON-risk bearing HMO Medicare beneficiaries PASMOR_12 Standard Error of age-sex-race adjusted rate: Total number of Deaths per 1,000 Medicare NON-Risk bearing Medicare beneficiaries residing in the PCSA Source: Medicare Denominator Date: 2012
PASHMOR_12	Standard Error of adjusted rate: Deaths among risk bearing HMO Medicare beneficiaries PASHMOR_12 Standard Error of age-sex-race adjusted rate: Total number of Deaths per 1,000 Medicare Risk bearing Medicare beneficiaries residing in the PCSA Source: Medicare Denominator Date: 2012
PBENE_N12	Beneficiary population PBENE_N12 Medicare beneficiary population from the Denominator File for 2012 Source: Medicare Denominator Date: 2012

Caliper Healthcare Data

NOTICE

This manual and the associated data are copyrighted and are furnished for use under a license agreement. Neither the software, data, nor the documentation may be copied, photocopied, translated, or reduced to any electronic medium or machine-readable form except as provided in the license agreement without the express written permission of Caliper Corporation.

Information in this document is subject to change without notice. Although Caliper attempts to make the documentation accurate and up-to-date, users are cautioned that there may be occasional differences between the documentation and the operation of the software.

COPYRIGHT

©2022 Caliper Corporation, All Rights Reserved.

TRADEMARKS

Caliper, Maptitude, and MapWizard are registered trademarks, and GISDK and Maptitude for Redistricting are trademarks of Caliper Corporation. All other brand, product, and corporate names are trademarks or registered trademarks of their respective holders.